



SEDONA FIRE DISTRICT

Board Meeting
Tuesday, October 21, 2025
3:00 PM



The background of the slide is a waving American flag. The stars and stripes are clearly visible, with the blue field of stars on the left and the red and white stripes on the right. The flag appears to be moving, creating a sense of depth and texture.

CALL TO ORDER


Salute to the Flag of the
United States of America

Moment of Silence to
Honor Firefighters & Police
Officers

Roll Call



SEDONA FIRE DISTRICT



EMPLOYEE RECOGNITION: 5 YEARS OF SERVICE

Jordan Alessi, Firefighter/CEP/TRT

Anthony Haechler, Firefighter/EMT/TRT

Kyler Lee, Firefighter/CEP

Ryan Thibault, Firefighter/CEP/TRT



SEDONA FIRE DISTRICT



REGULAR BUSINESS



SEDONA FIRE
DISTRICT

REGULAR BUSINESS

PUBLIC FORUM/ CALL TO THE PUBLIC

Public Comments

Possible Executive Staff Response to Public Comments



SEDONA FIRE
DISTRICT

REGULAR BUSINESS

CONSENT AGENDA
DISCUSSION/POSSIBLE ACTION

| **Regular Board Meeting Minutes** | **September 16, 2025**



SEDONA FIRE
DISTRICT

REGULAR BUSINESS

FINANCIAL REPORT & UPDATES:
DISCUSSION/POSSIBLE ACTION

| **Review/Approval of Financial Report** | **September 2025**

FINANCIAL REPORT

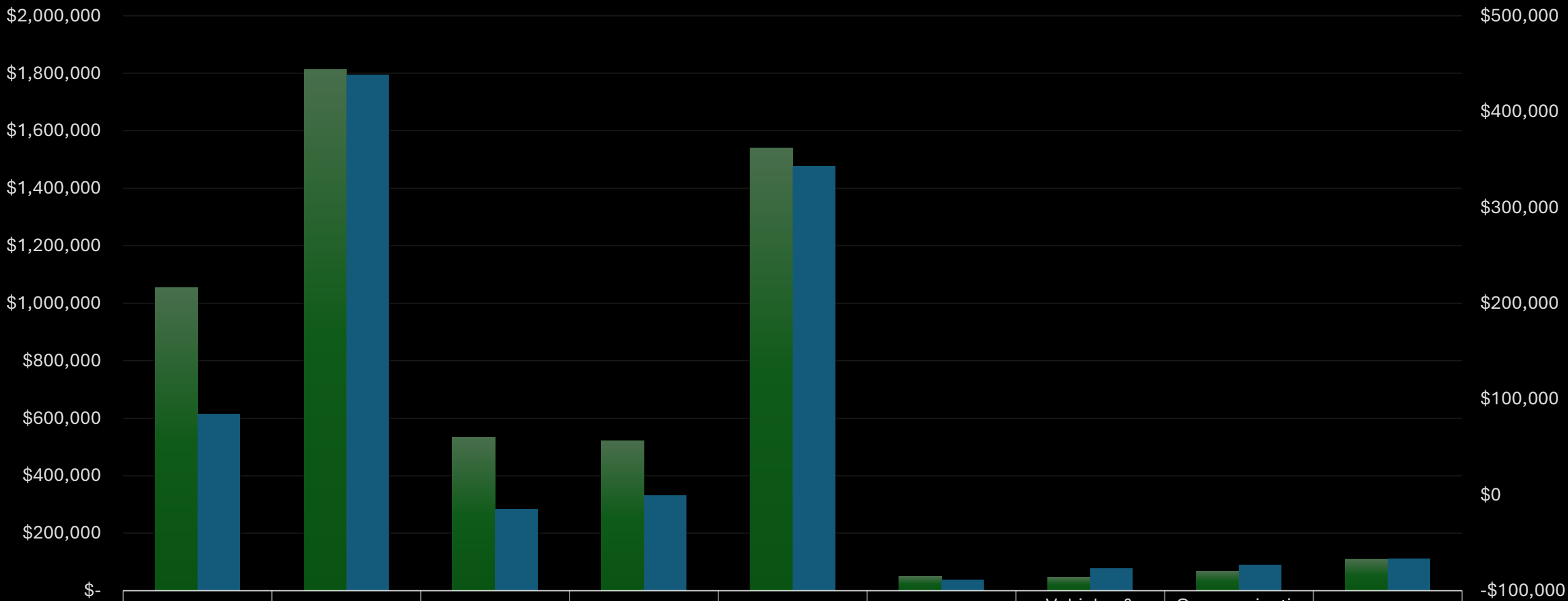
SEPTEMBER 2025



SEDONA FIRE DISTRICT
FIRE STATION 1024

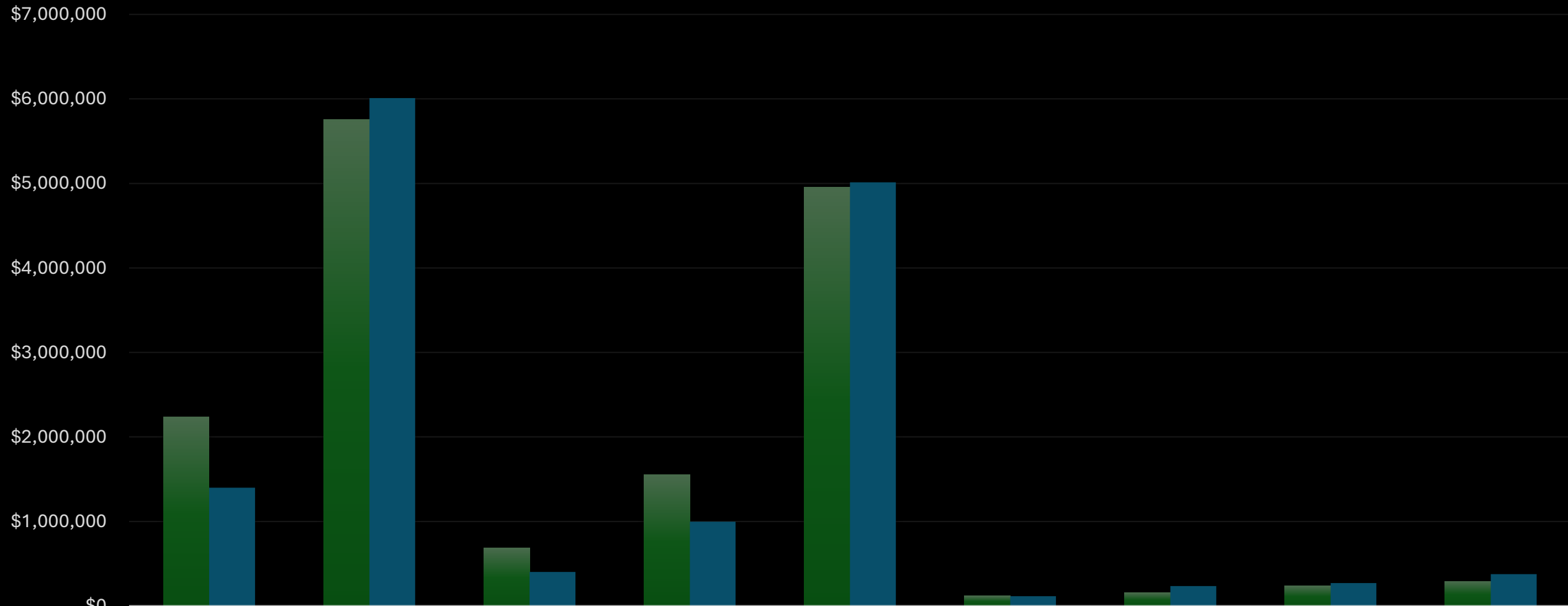
2675

September 2025



	Total Revenue	Total Expense	Tax Levy	Non-Tax Levy	Personnel	Building & Land	Vehicles & Equipment	Communications/I.T.	Managerial
Actual	\$1,055,186	\$1,812,474	\$533,794	\$521,391	\$1,539,303	\$49,723	\$46,151	\$67,968	\$109,329
Budget	\$614,805	\$1,795,516	\$282,214	\$332,591	\$1,476,378	\$38,296	\$78,595	\$90,152	\$112,095
VAR	\$440,381	\$16,958	\$251,580	\$188,800	\$62,925	\$11,427	\$(32,444)	\$(22,184)	\$(2,766)

Fiscal Year to Date Budget to Actual

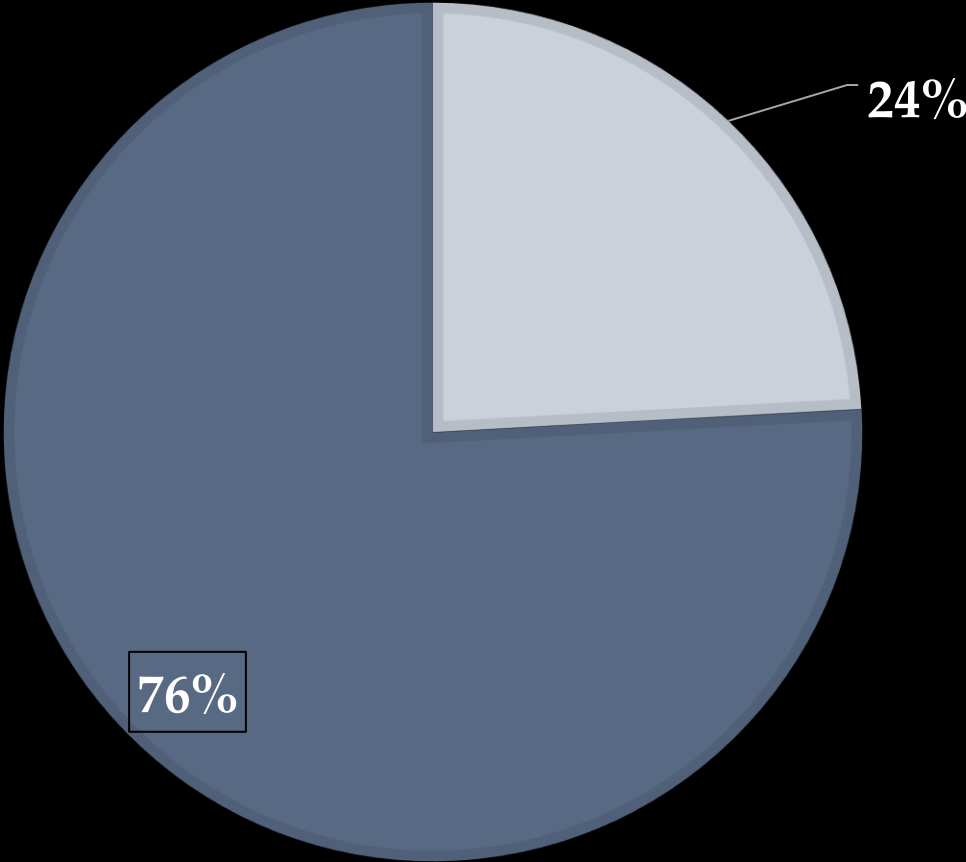


	Total Revenue	Total Expenses	Tax Levy	Non Tax Levy	Personnel	Building & Land	Vehicles & Equipment	Communication s/I.T.	Managerial
Actual	\$2,238,705	\$5,754,418	\$686,943	\$1,551,762	\$4,955,347	\$117,821	\$154,002	\$236,609	\$290,638
Budget	\$1,399,400	\$6,009,448	\$401,627	\$997,773	\$5,013,284	\$114,888	\$235,785	\$270,456	\$375,035
VAR	\$839,305	\$(255,030)	\$285,316	\$553,989	\$(57,937)	\$2,933	\$(81,783)	\$(33,847)	\$(84,397)

YEAR TO DATE EXPENSES AS PERCENTAGE OF BUDGET

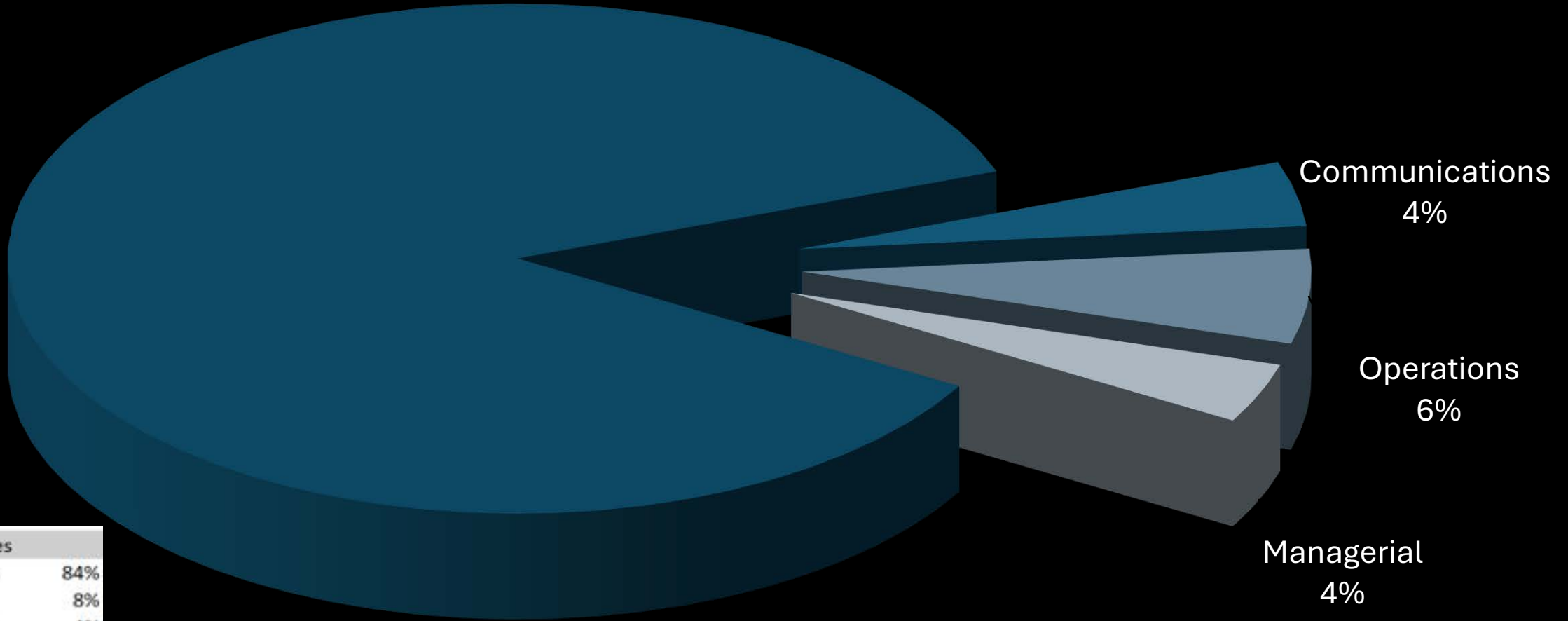
■ Actual YTD

■ Budget Remaining



Percentage of Expenses Year to Date

Personnel
86%



Function Expenses	
Salaries & Wages	84%
Operations	8%
Communications	4%
Managerial	4%

Cash Position





SEDONA FIRE DISTRICT



MONTHLY STAFF REPORTS

OPERATIONS

ASSISTANT CHIEF JAYSON COIL

OPERATIONS

SIGNIFICANT EVENTS

ALL-HAZARD

EMERGING ISSUES

HUMAN RESOURCES

STAFFING

PROMOTIONS

SIGNIFICANT ISSUES

ADMINISTRATION

NEWS

UPCOMING EVENTS



CRR

Community Risk Reduction



SEDONA FIRE
DISTRICT

Activity Report

	August	September	This Year
Consultations	5	9	79
Inspections	77	67	637
Firewise Consult	5	0	35
Plan Reviews	46	38	342
Apps Processed	26	42	246
Events/Public Education	2	9	24
Fire Investigations	0	1	20
Car Seat Installs	2	1	10

OPERATIONAL SUPPORT

DIVISION CHIEF
BUZZ LECHOWSKI



EMS Activities and
Update

Fleet Activities and
Updates

Other Program
Updates



TRAINING AND DEVELOPMENT/ WELLNESS DIVISION REPORT OCTOBER 21, 2025

TRAINING

- ENGINEER'S COMPLETE: 17 INDIVIDUALS WITH 30+ HOURS OF TRAINING
- 12 MONTH PROBATIONARY FF WRITTEN & PRACTICAL EVALUATIONS COMPLETE: 4 INDIVIDUALS
- ENGINEER PTB WRITTEN AND PRACTICAL EVALUATIONS UNDERWAY
- 6 - MONTH PROBATIONARY FF WRITTEN AND PRACTICAL EVALUATIONS SCHEDULED X 4 INDIVIDUALS
- NEW HIRE 3-WEEK ORIENTATION SCHEDULED/FINALIZED. (BEGINS NOVEMBER 3RD)

WELLNESS ACTIVITIES

- PARTNERING WITH SOLVE GLOBAL FOR ON-SITE MONTHLY EVALUATIONS BEGINNING JAN. 2026

RECRUITMENT

- SEDONA FIRE'S RECRUIT TEAM ATTENDED A COMMUNITY EVENT AT CLIFF CASTLE CASINO IN SEPTEMBER
- TRAILBLAZER - ALL FEMALE RECRUITING ACADEMY IN COTTONWOOD 10/25-10/26. SFD WILL HAVE FF PEYTON ATTENDING, REPRESENTING SEDONA FIRE






CHIEF REPORT

FIRE CHIEF ED MEZULIS

- Fire District Financials
- Capital Project Updates
- Call Volume & Response Review
 - Incident Summary/Year-to-Date Comparison/Response Times
- Purchase Orders over \$10K

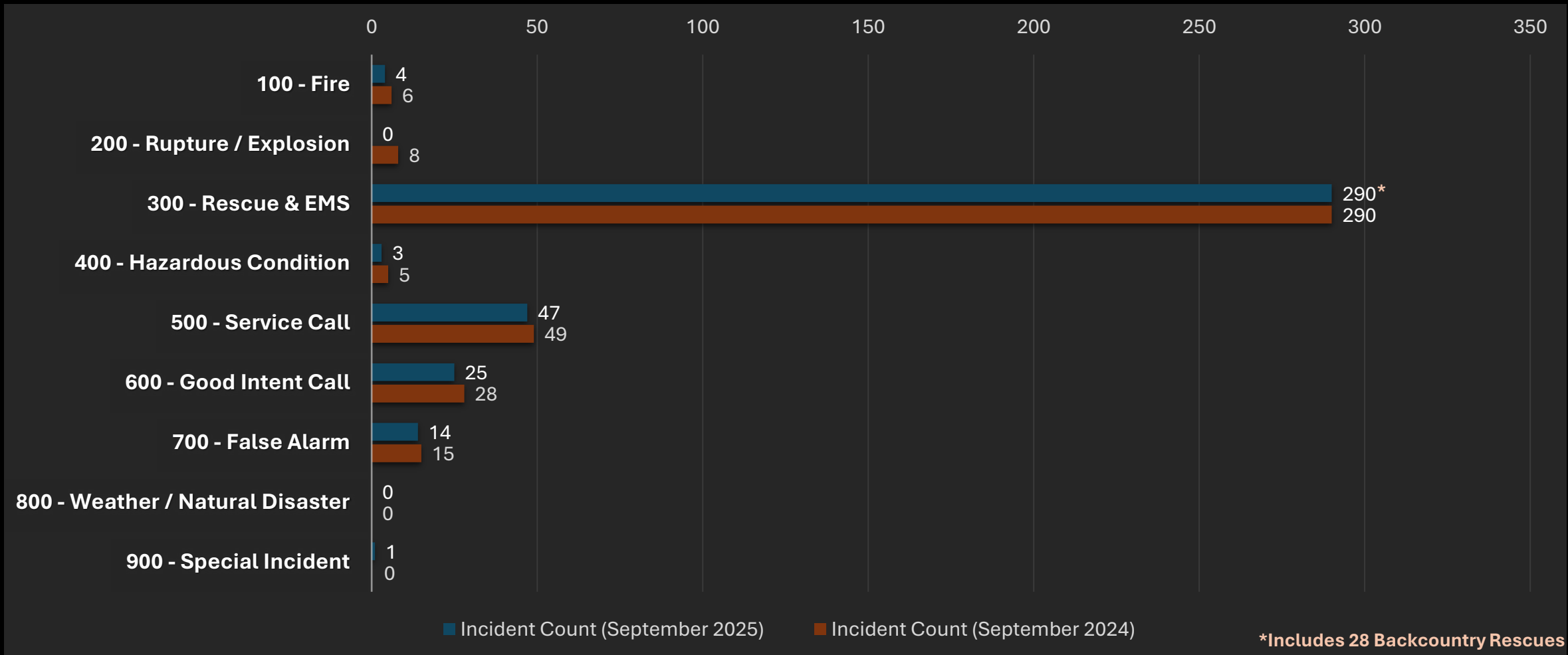


CHIEF REPORT



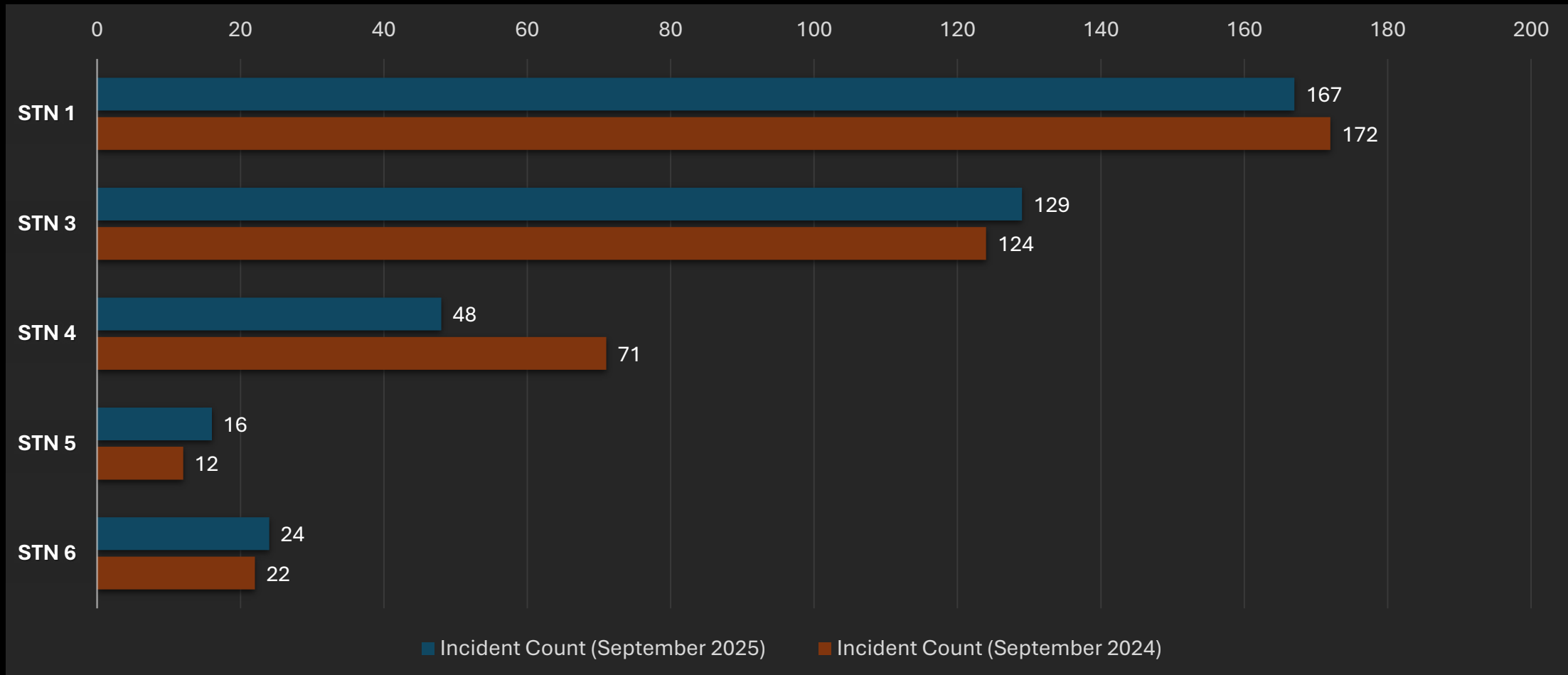
FIRE CHIEF ED MEZULIS

INCIDENTS BY TYPE



CHIEF REPORT FIRE CHIEF ED MEZULIS

STATION RESPONSES



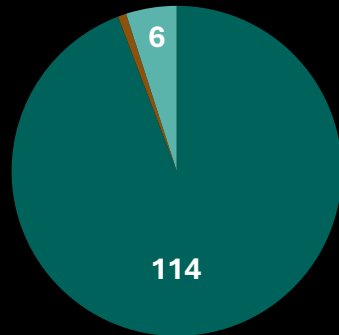
CHIEF REPORT



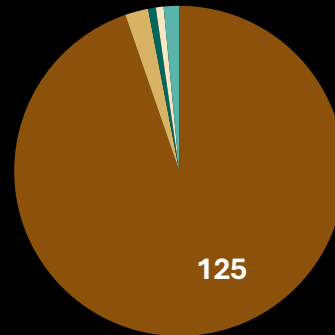
FIRE CHIEF ED MEZULIS

RESPONSE BREAKDOWN

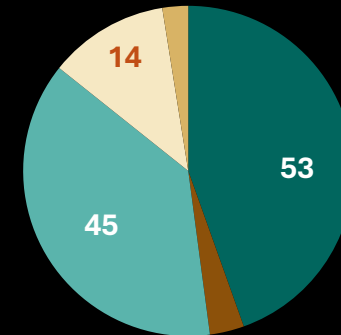
Station 1 Responses



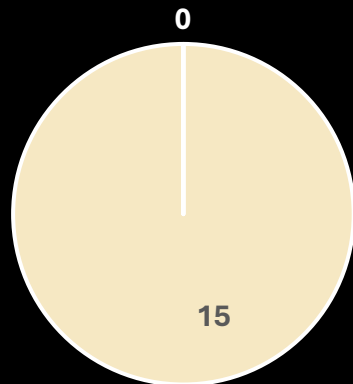
Station 3 Responses



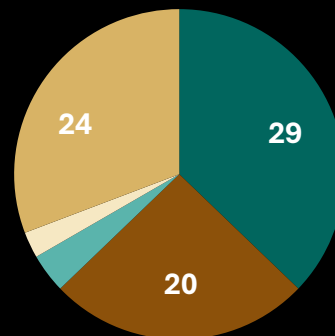
Station 4 Responses



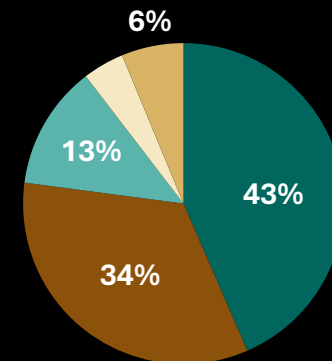
Station 5 Responses



Station 6 Responses



Call Volume by Station



■ STA 1 ■ STA 3 ■ STA 4 ■ STA 5 ■ STA 6

CHIEF REPORT



FIRE CHIEF ED MEZULIS

RESPONSE TIMES

DISPATCH HANDLING TIME

Median of Dispatch Notified Alarm Handling Time: **00:00:43**

Average of Dispatch Notified Alarm Handling Time: **00:00:51**

90th Percentile Dispatch Notified Alarm Handling Time: **00:01:22**

Comparison *Median: 00:00:39*
September *Average: 00:01:17*
2024 *90th Percentile: 00:01:22*

TURNOUT TIME

Median Turnout Time: **00:01:28**

Average Turnout Time: **00:01:34**

90th Percentile Turnout Time: **00:02:32**

Comparison *Median: 00:01:40*
September *Average: 00:01:46*
2024 *90th Percentile: 00:02:37*



TOTAL RESPONSE TIME

Median of Total Response Time: **00:06:12**

Average of Total Response Time: **00:08:28**

90th Percentile Total Response Time: **00:13:32**

Comparison *Median: 00:06:46*
September *Average: 00:09:16*
2024 *90th Percentile: 00:12:16*

UNIT TRAVEL TIME

Median Unit Travel Time: **00:04:06**

Average Unit Travel Time: **00:05:36**

90th Percentile Unit Travel Time: **00:011:26**

Comparison *Median: 00:04:18*
September *Average: 00:05:51*
2024 *90th Percentile: 00:11:25*

**Median and 90th Percentile are industry standard measures.*

CHIEF REPORT FIRE CHIEF ED MEZULIS

RESPONSE TIMES

AMBULANCE TOTAL EMS EMERGENT RESPONSE TIME

Median Total Ambulance Response Time: **00:06:51**

Average Total Ambulance Response Time: **00:07:03**

90th Percentile Total Ambulance Response Time: **00:11:19**

Comparison *Median:* **00:06:10**

September *Average:* **00:07:06**

2024

90th Percentile: **00:10:21**



TOTAL EMS AMBULANCE ROAD TIME

Median Total Ambulance Road Time: **01:21:08**

Average Total Ambulance Road Time: **01:25:32**

90th Percentile Total Ambulance Road Time: **02:24:28**

Comparison *Median:* **01:24:35**

September *Average:* **01:26:11**

2024

90th Percentile: **02:21:13**



Sedona Regional LMR Upgrade

Project Status Report – 10/14/25

Overall Project Status - GREEN

Design – The project preliminary design is underway. The initial draft has been delivered. Sedona Regional has delivered additional channels that are desirable to include in the solution.

Scope – The impact of the of the requested channel additions is being assessed to determine the impact on the project scope and costs.

Schedule – The project timeline will be developed as we confirm project deliverables.

Cost – Contract is for original design is signed and in-place. Change orders will be generated as needed.

ZETRON™



Project Milestones

Always ready, always on.™

Project Milestones (1 of 4)

- Preliminary design review (PDR)
 - A Preliminary Design Review (PDR) is being completed to capture the technical specifications of the design and when finalized and approved, serves as an authorization to proceed. The PDR is considered a “Pass” if the participants agree they have a reasonable approach to the System design and have obtained design consensus. It is possible that at this point there may still be some minor outstanding design issues to resolve
 - **We are currently in this phase of the project.** Preliminary Design is approximately 30% complete. Possible additions to the solution are being considered by Sedona Regional.
- Critical design review (CDR)
 - Expands on the approved preliminary design. Finalizes technical details.
 - Sedona Regional approval allows system build to proceed.

Project Milestones (2 of 4)

- System build and test (note: co-located sites will be built together)
 - Zetron will build, integrate, and test components at Zetron's facility prior to deployment at Sedona's facilities.
 - The System test configuration will be determined during the project-planning task. The System will be tested during the Factory Acceptance Test (FAT). Once the FAT has been successfully completed and approved by Customer, the System will be released for shipment.
- System shipment – multiple phases
 - Zetron will arrange for delivery of all equipment to Sedona Regional as outlined in the established implementation plan. Warehousing of equipment will be the responsibility of Customer

Project Milestones (3 of 4)

- System installation, configuration, optimization
 - Installation includes the following tasks that may be performed by Zetron and/or a qualified subcontractor:
 - Equipment Racks
 - Antennas
 - Transmission Line
 - Cabling
 - Radio Equipment
 - The application software will be loaded and system parameters set. The System components will be programmed, and the System operating parameters will be adjusted for Customer-specific requirements.
- System acceptance testing
 - Upon completion of the System installation, a visual inspection of the installation and the System Site Acceptance Test ("SAT") will be performed by a Zetron representative. It will be witnessed by Sedona Regional's project manager or their representative. Their approval of the SAT will serve as confirmation that the installation process was completed, and that Zetron has delivered a working System.

Project Milestones (4 of 4)

- System cutover (beneficial use)
 - Zetron will work with Sedona Regional to develop a system cutover plan which will minimize impact to first responder operations.
- Sedona Regional Technical Training
 - The Zetron Project Engineer will work with Sedona Regional Technical Resources on proper system monitoring and maintenance.
- System burn-in (LMR)
 - Zetron will work with local Sedona Regional technical resources to monitor system performance over 30 days.
 - The Zetron deployment team will provide Zetron Support with project documents that explain how the Sedona Regional LMR system is configured and used to enable effective Support responses.
- Final acceptance
 - The Zetron Project Manager will present Sedona's Regional's Project Manager with acceptance documents for approval at the end of the project.



DISCUSSION/POSSIBLE ACTION

Possible approval of the new Community Risk Reduction fee schedule that aligns with the IGA with the Copper Canyon and Verde Valley Fire Districts.



DISCUSSION/POSSIBLE ACTION

Possible approval to expend funds in an amount not to exceed \$49,250.00, to the Pegasus Telecommunications Consulting Group, to support the FCC licensing work required to continue the communication system upgrade.




SEDONA FIRE
DISTRICT

DISCUSSION/POSSIBLE ACTION

Possible approval of the Strategic Alliance for Volume Expenditures (SAVE) Cooperative Purchasing Agreement.



SEDONA FIRE
DISTRICT



BOARD MEMBER UPDATES

| SFD Annual Calendar

| Ideas for Future Meetings



Thank You

Sedona Fire District
Governing Board

www.sedonafire.org

(928) 282-6800

