



AMENDED PACKET

SEDONA FIRE DISTRICT

AG form (corrected amount)

2860 Southwest Drive, Sedona, Arizona 86336
 Telephone: (928) 282-6800 • FAX: (928) 282-6857
www.sedonafire.org

REGULAR BOARD MEETING

Station #1 • 2860 Southwest Drive • Sedona, AZ • Multi-purpose Room
 Tuesday, June 16, 2026 • 3:00 PM

AGENDA

Pursuant to A.R.S. § 38-431.02, notice is given to members of the Sedona Fire District (SFD) Governing Board and the public that the Governing Board will meet in **Public Session on Tuesday, June 16, 2026, beginning at 3:00 PM**, in the **Multi-purpose Room at Station #1, 2860 Southwest Drive, Sedona, Arizona**. Members of the Board and legal counsel may attend either in person or by telephone conference call.

During this meeting, Board Members may ask questions about, discuss, consider, approve, and/or take possible action on any listed Agenda item and any matter related thereto, unless specifically otherwise indicated (such as under Public Forum). SFD may vote to go into Executive Session, which will not be open to the public on any agenda item, pursuant to A.R.S. § 38-431.03(A)(3), for legal advice with the Fire District Attorney on the matter(s) set forth in the agenda.

Public Input: Citizens may make oral comments on specific Agenda items or any topic relevant to District business during the public forum. Citizens who wish to speak should complete a *Request to Address* form, indicating the topic they intend to address. Citizens may submit written comments of any length to the Fire Board.

Notice: Public comment is encouraged, but it is important that everyone demonstrates the appropriate decorum, courtesy, and respect during the meeting. Please treat your fellow citizens with courtesy. Outbursts, interruptions, and personal attacks will not be tolerated.

The meeting room will be accessible to the public at 2:30 PM.

Online Access:

Join the meeting at: [Microsoft Teams \(Online\)](#)
 Meeting ID: 211 424 269 038 45 Passcode: GG3g9ja3

Telephone Access:

Dial: +1 312-625-2555 (United States, Chicago)
 Phone conference ID: 223 732 37#

I. CALL TO ORDER/ROLL CALL

- A. Salute to the flag of the United States of America and a moment of silence to honor American men and women in service to our country, firefighters, and police officers.
- B. Roll Call of Board Members

II. PUBLIC BUDGET HEARING – Pursuant to A.R.S. § 48-805.02(A)

- A. Open Public Hearing for the Proposed Fiscal Year 2027 Budget.
- B. Public input regarding the Proposed Fiscal Year 2027 Budget and staff response.
- C. Close of Public Hearing.

III. DISCUSSION/POSSIBLE ACTION

- A. Possible approval of Resolution #2026-02, Adoption of the Fiscal Year 2027 Budget, including pension funding and the pay schedule.

IV. REGULAR BUSINESS

- A. Public Forum/Call to the Public

Speakers are limited to three-minute oral presentations but may submit written comments of any length for Board files. Board Members may not discuss items not specifically identified on the agenda. Therefore, pursuant to A.R.S. § 38-431.01(I), Board action taken as a result of public comment is limited to directing staff to study the matter, responding to any criticism, or scheduling the matter for further consideration and decision at a later date.



SEDONA FIRE DISTRICT

2860 Southwest Drive, Sedona, Arizona 86336
Telephone: (928) 282-6800 • FAX: (928) 282-6857
www.sedonafire.org

- 1) Public Comments
 - 2) Possible Executive Staff Response to Public Comments
- B. Consent Agenda: Discussion/Possible Action
- All matters under Consent Agenda are considered by the Board to be routine (i.e. Minutes and/or signatory authority for bank accounts) and will be enacted by a single motion approving the Consent Agenda. If discussion is desired on any particular consent item, a Board Member may ask that item be removed from the Consent Agenda to be considered separately.*
- 1) Regular Board Meeting Minutes – May 19, 2026
- C. Financial Report and Updates – Gabe Buldra, Director of Finance
- 1) Discussion/Possible Action: Review and possible approval of the May 2026 Monthly Financial Report.
- D. Monthly Staff Report
- 1) Operations Activities – Assistant Fire Chief, Jayson Coil
 - a. Significant Events
 - All-Hazard
 - Emerging Issues
 - b. Human Resources
 - Staffing
 - Promotions
 - Significant Issues
 - c. Administration
 - News
 - Upcoming Events
 - 2) Community Risk Reduction Activities – Fire Marshal, Kirk Riddell
 - a. Activity Report
 - b. Inspection Activities
 - c. Fire Investigations
 - d. Notable and Upcoming Events
 - 3) Operational Support – Division Chief, Buzz Lechowski
 - a. EMS Activities and Updates
 - b. Fleet Activities and Updates
 - c. Other Program Updates
 - 4) Training and Preparedness – Division Chief, Jordan Baker
 - a. Training Report
 - b. Wellness



SEDONA FIRE DISTRICT

2860 Southwest Drive, Sedona, Arizona 86336
Telephone: (928) 282-6800 • FAX: (928) 282-6857
www.sedonafire.org

- E. Fire Chief Report – Assistant Fire Chief, Jayson Coil on behalf of Fire Chief, Ed Mezulis
 - 1) Capital Project Updates
 - 2) Purchase Orders over \$10K
 - 3) Legislative Update

V. BOARD MEMBER UPDATES AND IDEAS FOR FUTURE MEETINGS

VI. ADJOURNMENT

Signed by: Corrie Cooperman 6/11/2026
D94EB4E83AF422
 Corrie Cooperman, Board Clerk Date

CERTIFICATION OF POSTING

The undersigned hereby certifies that a copy of the foregoing notice was posted at Sedona Fire District Station #1 on 6/11/2026 at _____.

Christi Weigand, Christi Weigand, Executive Assistant to the Fire Chief

1. Enter fire district name
2. Select the county of the fire district
3. Select the budget year

Sedona Fire District
 Yavapai/Coconino
 2027



We, the undersigned, hereby certify that the Fire District has not incurred any debt or liability in excess of taxes levied and to be collected and the monies actually available and unencumbered at this time in the district general fund, except for those liabilities as prescribed in A.R.S. §§48-805(B)(2) and (3), 48-806, and 48-807. Additionally, we hereby certify that the Fire District has complied with A.R.S. §48-805.02(F).

4. District chairperson: _____ SIGNED District clerk: _____ SIGNED Date: _____

A. Calculation of the tax year 2026 secondary property tax rate for fiscal year 2027 operations:

Adjustment to secondary property tax levy for territory annexed during the tax year 2025 (A.R.S. §48-807[I])

A.1	Net assessed value of annexed property in tax year 2025	\$	-	
A.2	Actual tax year 2025 secondary property tax rate	\$	2.7592	per \$100 AV
A.3	Annexed property tax limit adjustment in tax year 2026	\$	-	Check box if newly merged or consolidated: <input type="checkbox"/>

Tax year 2026 secondary property tax information (A.R.S. §48-807[K])

A.4	Tax year 2026 Assessed Value (AV) in the Fire District	\$	839,341,235
A.5	Actual tax year 2025 secondary property tax levy	\$	22,047,543
A.6	Maximum allowed tax year 2025 secondary property tax levy	\$	48,539,393

Calculation of the allowable tax year 2026 secondary property tax levy (A.R.S. §48-807[F])

A.7	Line A.6 multiplied by 1.08 (A.R.S. §48-807[F])	\$	52,422,544	
A.8	Maximum allowable tax year 2026 levy limit (A.7 + A.3)	\$	52,422,544	
A.9	Allowable tax year 2026 secondary tax rate	\$	6.2457	per \$100 AV
A.10	Maximum allowable tax year 2026 secondary tax rate (lesser of A.9 or \$3.75)	\$	3.7500	per \$100 AV
A.11	Maximum allowable tax year 2026 secondary tax levy	\$	31,475,296	
A.12	Tax year 2025 excess levy or collections: (A.R.S. §48-807[J])	\$	-	
A.13	Tax year 2026 maximum allowable levy limit (A.11 - A.12)	\$	31,475,296	

Calculation of the proposed tax year 2026 secondary property tax rate for fiscal year 2027 operations

A.14	Total budgeted expenses in fiscal year 2027 (Budget tab, line 51)	\$	49,212,082	
A.15	Less—Unrestricted unencumbered carryforward (Budget tab, line 1)	\$	21,039,487	
A.16	Less—Revenues from sources other than direct property tax	\$	4,671,041	
A.17	Less—Interest and principal expense for Bonds (Budget tab, lines 38 & 39)	\$	-	
A.18	Tax year 2026 tax levy needed for operations (A.14 - (A.15 + A.16 + A.17))	\$	23,501,554	
A.19	Tax year 2026 tax rate needed for operations:	\$	2.8000	per \$100 AV
A.20	Tax year 2026 maximum allowable levy rate (A.13/(A.4/100)):	\$	3.7500	per \$100 AV
A.22	Proposed tax year 2026 secondary property tax rate for fiscal year 2027 operations	\$	2.8000	per \$100 AV

Calculation of the proposed 2026 secondary property tax rate for the repayment of bonds (A.R.S. §48-806)

A.23	Tax year 2026 secondary property tax levy needed for the repayment of bonds	\$	-	
A.24	Tax year 2026 secondary property tax rate needed for the repayment of bonds	\$	-	per \$100 AV

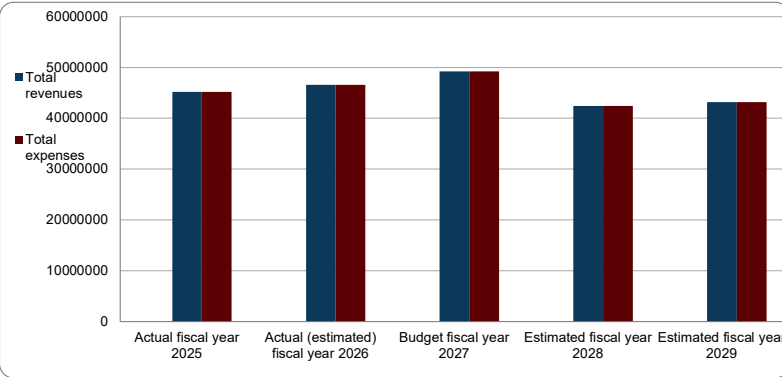
Summary for fiscal years 2025 through 2029:

Special study

No study of merger, consolidation, or joint operating alternative is required

If the district's total estimate of expenses exceeds its total estimate of revenues for any fiscal year, A.R.S. §48-805.02(D)(15) requires the district include a study of merger, consolidation, or joint operating alternative. The Fire District is not required to include a study as their estimated expenses are not greater than budgeted revenue for any fiscal year.

Revenue and expense chart will populate automatically based on the Budget tab



Year	Total revenues	Total expenses
Actual fiscal year 2025	\$ 45,164,280	\$ 45,164,280
Actual (estimated) fiscal year 2026	\$ 46,540,347	\$ 46,540,347
Budget fiscal year 2027	\$ 49,212,082	\$ 49,212,082
Estimated fiscal year 2028	\$ 42,429,927	\$ 42,429,927
Estimated fiscal year 2029	\$ 43,143,674	\$ 43,143,674

Budget

	Actual fiscal year 2025	Actual (estimated) fiscal year 2026	Budget fiscal year 2027	Estimated fiscal year 2028	Estimated fiscal year 2029
Financial resources available at July 1					
1. Beginning fund balance/(deficit)—unrestricted unencumbered	\$ 18,559,942	\$ 19,118,315	\$ 21,039,487	12,264,268.72	11,741,906.31
2. Beginning fund balance—restricted	\$ 413,164	\$ 411,447	\$ 411,447	411,447.00	411,447.00
Revenues					
3. Secondary property tax revenue	20,391,921.06	\$ 22,047,543	\$ 23,501,554	25,398,965.00	26,537,031.00
4. Fire district assistance tax	\$ 390,802	\$ 412,701	\$ 433,508	433,508.00	433,508.00
5. Wildland	\$ 778,194	\$ 576,888	\$ 400,000	410,000.00	420,250.00
6. Operating revenues	\$ -	\$ -	\$ -	-	-
7. Grants	\$ 117,968	\$ -	\$ -	-	-
8. Bonds	\$ -	\$ -	\$ -	-	-
9. Interest	\$ 972,212	\$ 746,319	\$ -	-	-
10. Donations	\$ -	\$ -	\$ -	-	-
11. Miscellaneous	\$ 181,875	\$ 283,621	\$ 600,586	615,600.65	630,990.67
12. Other (specify) <u>Donation</u>	\$ 11,050	\$ 2,315	\$ 500	512.50	525.31
Other (specify) <u>Ambulance</u>	\$ 2,737,629	\$ 2,383,663	\$ 2,500,000	2,562,500.00	2,626,562.50
Other (specify) <u>Prop 207</u>	\$ 236,483	\$ 221,542	\$ -	-	-
Other (specify) <u>Rental Revenue</u>	\$ 224,881	\$ 259,494	\$ 225,000	230,625.00	236,390.63
Other (specify) <u>Plan Review</u>	\$ 148,159	\$ 76,498	\$ 100,000	102,500.00	105,062.50
13. Total financial resources available	\$ 45,164,280	\$ 46,540,347	\$ 49,212,082	\$ 42,429,927	\$ 43,143,674
Expenses					
14. Personnel:					
15. Estimated number of full-time employees (FTE) in 2027:			108		
16. Salaries & wages	\$ 11,458,647	\$ 12,139,446	\$ 12,454,764	13,077,502.71	13,731,377.85
17. Health insurance	\$ 1,689,980	\$ 1,883,144	\$ 2,012,134	2,112,740.88	2,218,377.92
18. Pension & other retirement benefits	\$ 4,903,600	\$ 4,755,877	\$ 5,345,604	5,612,884.28	5,893,528.50
19. Other (specify) <u>Workers Compensation</u>	\$ 884,701	\$ 1,139,334	\$ 828,267	869,679.97	913,163.97
Other (specify) <u>Payroll Taxes</u>	\$ 169,232	\$ 176,284	\$ 178,721	187,657.05	197,039.90
Other (specify) <u>Other Benefits</u>	\$ 138,953	\$ 90,566	\$ 234,049	243,704.98	253,792.18
20. Total personnel expenses	19,245,113.41	20,184,651.27	21,053,539.76	22,104,169.87	23,207,280.32
Operating:					
21. Fuel	\$ 107,886	\$ 129,408	\$ 145,000	148,625.00	152,340.63
22. Tools & minor equipment	\$ 326,101	\$ 163,760	\$ 112,950	115,773.75	118,668.09
23. Contracted services	\$ -	\$ -	\$ -	-	-
24. Supplies	\$ 197,534	\$ 146,073	\$ 270,550	277,313.75	284,246.59
25. Vehicle repair	\$ 191,736	\$ 243,400	\$ 298,500	305,962.50	313,611.56
26. Training & prevention	\$ 313,696	\$ 245,033	\$ 474,105	490,530.13	507,594.50
27. Maintenance & repair—operating	\$ 281,089	\$ 401,626	\$ 450,350	461,608.75	473,148.97
28. Communications	\$ 947,755	\$ 947,761	\$ 1,240,559	1,271,573.26	1,303,362.59
29. Contingencies & emergencies	\$ -	\$ -	\$ -	-	-
30. Other (specify) <u>Travel</u>	\$ 154,575	\$ 97,484	\$ 261,385	267,919.63	274,617.62
Other (specify) _____	\$ -	\$ -	\$ -	-	-
Other (specify) _____	\$ -	\$ -	\$ -	-	-
31. Total operating expenses	2,520,371.07	2,374,544.37	3,253,399.28	3,339,306.76	3,427,590.56
Capital:					
32. Land, building, & construction	\$ 2,107,078	\$ 1,366,656	\$ 4,179,477	2,249,500.00	1,210,000.00
33. Vehicles	\$ 581,014	\$ 101,167	\$ 3,235,333	1,323,200.00	1,787,700.00
34. Lease payments	\$ -	\$ -	\$ -	-	-
35. Machinery & equipment	\$ 155,508	\$ 71,160	\$ 3,727,940	558,000.00	528,000.00
36. Maintenance & repair—capital	\$ -	\$ -	\$ -	-	-
37. Reserve for future years—carryforward	\$ 19,529,762	\$ 21,450,934	\$ 12,675,716	11,741,906.31	11,841,413.02
38. Debt service—principal	\$ -	\$ -	\$ -	-	-
39. Debt service—interest	\$ -	\$ -	\$ -	-	-
40. Other (specify) _____	\$ -	\$ -	\$ -	-	-
Other (specify) _____	\$ -	\$ -	\$ -	-	-
Other (specify) _____	\$ -	\$ -	\$ -	-	-
41. Total capital expenses	22,373,361.92	22,989,916.89	23,818,465.72	15,872,606.31	15,367,113.02
Administrative:					
42. Administrative equipment	\$ -	\$ -	\$ -	-	-
43. Insurance	\$ 164,054	\$ 165,014	\$ 160,000	164,000.00	168,100.00
44. Utilities	\$ 180,526	\$ 184,313	\$ 202,500	207,562.50	212,751.56
45. Professional services	\$ 545,205	\$ 484,044	\$ 565,450	579,586.25	594,075.91
46. Subscriptions, dues, fees	\$ 516	\$ -	\$ 57,327	58,760.18	60,229.18
47. General administrative expenses	\$ 135,132	\$ 157,863	\$ 101,400	103,935.00	106,533.38
48. Other (specify) _____	\$ -	\$ -	\$ -	-	-
Other (specify) _____	\$ -	\$ -	\$ -	-	-
Other (specify) _____	\$ -	\$ -	\$ -	-	-
49. Total administrative expenses	1,025,433.53	991,234.47	1,086,677.00	1,113,843.93	1,141,690.02
50. Total expenses	\$ 45,164,280	\$ 46,540,347	\$ 49,212,082	\$ 42,429,927	\$ 43,143,674



SEDONA FIRE DISTRICT
Fiscal Year 2027
TENTATIVE

Tax Levy Revenues

Real Estate	23,501,555
Fire District Assistance Tax	433,508
	<hr/>
	23,935,062

Non Tax Levy Revenues

Communication Rents	225,000
Ambulance Services	2,500,000
Non District Fires	400,000
Other Income	701,086
	<hr/>
	27,761,148

Expenses

Personnel Costs	21,154,565
Buildings & Land	540,250
Vehicles & Equipment	953,800
Communications & IT Services	1,240,559
Meetings, Travel & Training	563,140
Managerial Costs	941,302
Debt Service	654,500
	<hr/>
Total Expenses	26,048,116

Other Financing (Uses) Sources

Funding to Capital Reserves	1,670,188
Funding to(from) Reserves	42,844
Total Other Financing (Uses) Sources	1,713,032
	<hr/>
	27,761,148

Estimated Assessed Valuation	839,341,235
Estimated Tax Rate	\$2.8000

Helen McNeal
Board Chair

Date

Corrie Copperman
Board Clerk

Date

Sedona Fire District Public Safety Personnel Retirement System Pension Funding Policy

The intent of this policy is to clearly communicate the Fire Board's pension funding objectives and its commitment to our employees and the sound financial management of the Sedona Fire District and to comply with statutory requirements of Laws 2018, Chapter 112.

Several terms are used throughout this policy:

Unfunded Actuarial Accrued Liability (UAAL) – Is the difference between trust assets and the estimated future cost of pensions earned by employees. This UAAL results from actual results (interest earnings, member mortality, disability rates, etc.) being different from the assumptions used in previous actuarial valuations.

Annual Required Contribution (ARC) – Is the annual amount required to pay into the pension funds, as determined through annual actuarial valuations. It is comprised of two primary components: normal pension cost – which is the estimated cost of pension benefits earned by employees in the current year; and, amortization of UAAL – which is the cost needed to cover the unfunded portion of pensions earned by employees in previous years. The UAAL is collected over a period of time referred to as the amortization period. The ARC is a percentage of the current payroll.

Funded Ratio – Is a ratio of fund assets to actuarial accrued liability. The higher the ratio the better funded the pension is with 100% being fully funded.

Intergenerational equity – Ensures that no generation is burdened by substantially more or less pension costs than past or future generations.

The Sedona Fire District fire employees who are regularly assigned hazardous duty participate in the Public Safety Personnel Retirement System (PSPRS).

Public Safety Personnel Retirement System (PSPRS)

PSPRS is administered as an agent multiple-employer pension plan. An agent multiple-employer plan has two main functions: 1) to commingle assets of all plans under its administration, thus achieving economy of scale for more cost efficient investments, and invest those assets for the benefit of all members under its administration and 2) serve as the statewide uniform administrator for the distribution of benefits.

Under an agent multiple-employer plan each agency participating in the plan has an individual trust fund reflecting that agencies' assets and liabilities. Under this plan all contributions are deposited to and distributions are made from that fund's assets, each fund has its own funded ratio and contribution rate, and each fund has a unique annual actuarial valuation. The Sedona Fire District has one trust fund for fire employees.

The Fire Board formally accepts the assets, liabilities, and current funding ratio of the Sedona Fire District PSPRS trust funds from the June 30, 2025, actuarial valuation, which are detailed below.

Liabilities and Funded Ratios – Tiers 1 & 2

	June 30, 2025	June 30, 2024
PENSION		
Actuarial Present Value of Benefits (PVB)		
Retirees and Beneficiaries	\$ 34,105,129	\$ 33,742,902
DROP Members	10,931,447	8,810,618
Vested Members	190,980	113,546
Active Members	<u>46,664,118</u>	<u>43,491,049</u>
Total Actuarial Present Value of Benefits	91,891,674	86,158,115
Actuarial Accrued Liability (AAL)		
All Inactive Members	45,227,556	42,667,066
Active Members	<u>37,536,030</u>	<u>34,528,545</u>
Total Actuarial Accrued Liability	82,763,586	77,195,611
Actuarial Value of Assets (AVA)	54,892,183	49,471,159
Unfunded Actuarial Accrued Liability	27,871,403	27,724,452
PVB Funded Ratio (AVA / PVB)	59.7%	57.4%
AAL Funded Ratio (AVA / AAL)	66.3%	64.1%
HEALTH		
Actuarial Present Value of Benefits (PVB)		
Retirees and Beneficiaries	\$ 309,623	\$ 387,075
DROP Members	140,768	121,791
Active Members	<u>668,412</u>	<u>657,792</u>
Total Present Value of Benefits	1,118,803	1,166,658
Actuarial Accrued Liability (AAL)		
All Inactive Members	450,391	508,866
Active Members	<u>538,723</u>	<u>517,668</u>
Total Actuarial Accrued Liability	989,114	1,026,534
Actuarial Value of Assets (AVA)	998,678	918,567
Unfunded Actuarial Accrued Liability	(9,564)	107,967
PVB Funded Ratio (AVA / PVB)	89.3%	78.7%
AAL Funded Ratio (AVA / AAL)	101.0%	89.5%

Liabilities and Funded Ratios – Tier 3

	June 30, 2025	June 30, 2024
PENSION		
Actuarial Present Value of Benefits (PVB)		
Retirees and Beneficiaries	\$ 7,291,337	\$ 7,268,826
Vested Members	14,157,384	9,523,410
Active Members	<u>986,667,595</u>	<u>710,626,649</u>
Total Actuarial Present Value of Benefits	1,008,116,316	727,418,885
Actuarial Accrued Liability (AAL)		
All Inactive Members	21,448,721	16,792,236
Active Members	<u>225,991,622</u>	<u>148,879,454</u>
Total Actuarial Accrued Liability	247,440,343	165,671,690
Actuarial Value of Assets (AVA)	253,309,023	178,758,433
Unfunded Actuarial Accrued Liability	(5,868,680)	(13,086,743)
PVB Funded Ratio (AVA / PVB)	25.1%	24.6%
AAL Funded Ratio (AVA / AAL)	102.4%	107.9%
HEALTH		
Actuarial Present Value of Benefits (PVB)		
Retirees and Beneficiaries	\$ 33,666	\$ 34,351
Active Members	<u>12,076,315</u>	<u>9,825,773</u>
Total Present Value of Benefits	12,109,981	9,860,124
Actuarial Accrued Liability (AAL)		
All Inactive Members	33,666	34,351
Active Members	<u>3,279,150</u>	<u>2,398,606</u>
Total Actuarial Accrued Liability	3,312,816	2,432,957
Actuarial Value of Assets (AVA)	6,568,894	5,259,235
Unfunded Actuarial Accrued Liability	(3,256,078)	(2,826,278)
PVB Funded Ratio (AVA / PVB)	54.2%	53.3%
AAL Funded Ratio (AVA / AAL)	198.3%	216.2%

PSPRS Funding Goal

Pensions that are less than fully funded place the cost of service provided in earlier periods (amortization of UAAL) on the current taxpayers. Fully funded pension plans are the best way to achieve taxpayer and member intergenerational equity. Most funds in PSPRS are significantly underfunded and falling well short of the goal of intergenerational equity.

The Fire Board's PSPRS funding ratio goal is 100% (fully funded) by June 30, 2036. The Fire Board established this goal for the following reasons:

- The PSPRS trust funds represent only the Sedona Fire District liability
- The fluctuating cost of an UAAL causes strain on the Sedona Fire District budget, affecting our ability to provide services
- A fully funded pension is the best way to achieve taxpayer and member intergenerational equity

The Fire Board has taken the following actions to achieve this goal:

- Maintain ARC payment from operating revenues – Fire Board is committed to maintaining the full ARC payment (normal cost and UAAL amortization) from operating funds.
- Additional payments above ARC.
 - Annually evaluate the prior year's budget against actual expenditures; favorable variances may permit payments above the ARC.

Based on these actions the Fire Board plans to achieve its goal of 100% funding by June 30, 2036, in accordance with the amortization timeline set forth by the PSPRS June 30, 2025, Actuarial Valuation.

FY 2027 Pay Schedule for Sedona Fire District
July 2026 - June 2027

FINAL
 2.8% COLA

Salaried

Salary - Exempt	Step 1	Step 2	Step 3	Step 4	Step 5	Step 6	Step 7
Fire Chief	170,207.15	178,717.51	187,653.39	197,036.05	206,887.86	217,232.25	n/a
bi-weekly	6,546.43	6,873.75	7,217.44	7,578.31	7,957.23	8,355.09	
hourly rate	81.83	85.92	90.22	94.73	99.47	104.44	
Assistant Chief	154,733.77	162,470.46	170,593.99	179,123.69	188,079.87	197,483.86	n/a
bi-weekly	5,951.30	6,248.86	6,561.31	6,889.37	7,233.84	7,595.53	
hourly rate	74.39	78.11	82.02	86.12	90.42	94.94	
Division Chief	140,667.07	147,700.42	155,085.44	162,839.71	170,981.70	179,530.79	n/a
bi-weekly	5,410.27	5,680.79	5,964.82	6,263.07	6,576.22	6,905.03	
hourly rate	67.63	71.01	74.56	78.29	82.20	86.31	
Telecomm Manager	108,157.95	113,565.85	119,244.14	125,206.35	131,466.67	138,040.00	144,942.00
bi-weekly	4,159.92	4,367.92	4,586.31	4,815.63	5,056.41	5,309.23	5,574.69
hourly rate	52.00	54.60	57.33	60.20	63.21	66.37	69.68
HR Manager	95,694.71	100,479.45	105,503.42	110,778.59	116,317.52	122,133.40	128,240.07
bi-weekly	3,680.57	3,864.59	4,057.82	4,260.72	4,473.75	4,697.44	4,932.31
hourly rate	46.01	48.31	50.72	53.26	55.92	58.72	61.65
Facilities Maintenance Coord.	91,137.82	95,694.71	100,479.45	105,503.42	110,778.59	116,317.52	122,133.40
bi-weekly	3,505.30	3,680.57	3,864.59	4,057.82	4,260.72	4,473.75	4,697.44
hourly rate	43.82	46.01	48.31	50.72	53.26	55.92	58.72
Admin Services Manager	86,526.36	90,852.67	95,395.31	100,165.07	105,173.33	110,431.99	115,953.59
Executive Assistant							
bi-weekly	3,327.94	3,494.33	3,669.05	3,852.50	4,045.13	4,247.38	4,459.75
hourly rate	41.60	43.68	45.86	48.16	50.56	53.09	55.75

**FY 2027 Pay Schedule for Sedona Fire District
July 2026 - June 2027**

FINAL
2.8% COLA

Support Services

40-Hr Week - Non-Exempt	Step 1	Step 2	Step 3	Step 4	Step 5	Step 6	Step 7
Fleet Services Manager	86,526.36	90,852.68	95,395.31	100,165.08	105,173.33	110,432.00	115,953.60
Public Safety Radio Technician hourly rate	41.60	43.68	45.86	48.16	50.56	53.09	55.75
IT Systems Specialist	72,105.30	75,710.57	79,496.09	83,470.90	87,644.44	92,026.67	96,628.00
Fleet Technician II GIS Analyst hourly rate	34.67	36.40	38.22	40.13	42.14	44.24	46.46
Fleet Technician I hourly rate	64,894.77 31.20	68,139.51 32.76	71,546.48 34.40	75,123.81 36.12	78,880.00 37.92	82,824.00 39.82	86,965.20 41.81
Administrative Specialist (EMS/ HR/ Payroll&Benefits) hourly rate	56,607.34 27.22	59,437.71 28.58	62,409.60 30.00	65,530.08 31.50	68,806.58 33.08	72,246.91 34.73	75,859.25 36.47
Administrative Generalist hourly rate	49,223.78 23.67	51,684.97 24.85	54,269.21 26.09	56,982.67 27.40	59,831.81 28.77	62,823.40 30.20	65,964.57 31.71
Administrative Clerk hourly rate	42,803.28 20.58	44,943.45 21.61	47,190.62 22.69	49,550.15 23.82	52,027.66 25.01	54,629.04 26.26	57,360.49 27.58

FY 2027 Pay Schedule for Sedona Fire District

FINAL

July 2026 - June 2027

2.8% COLA

Operations

56-Hr Week - Non Exempt	Step 1	Step 2	Step 3	Step 4	Step 5	Step 6	n/a
Battalion Chief - annual	130,195.60	136,705.38	143,540.65	150,717.68	158,253.56	166,166.24	n/a
hour rate	43.54	45.72	48.01	50.41	52.93	55.57	
Captain - annual	92,666.05	97,299.36	102,164.32	107,272.54	112,636.17	118,267.97	n/a
hour rate	30.99	32.54	34.17	35.88	37.67	39.55	
Captain - w/medic	104,626.05	109,259.36	114,124.32	119,232.54	124,596.17	130,227.97	n/a
Medic Pay	4.00	4.00	4.00	4.00	4.00	4.00	
Total with medic pay	34.99	36.54	38.17	39.88	41.67	43.55	
Engineer - annual	77,221.71	81,082.80	85,136.94	89,393.78	93,863.47	98,556.65	n/a
hour rate	25.83	27.12	28.47	29.90	31.39	32.96	
Engineer - w/medic	89,181.71	93,042.80	97,096.94	101,353.78	105,823.47	110,516.65	n/a
Medic Pay	4.00	4.00	4.00	4.00	4.00	4.00	
Total with medic pay	29.83	31.12	32.47	33.90	35.39	36.96	
Firefighter - annual	64,351.43	67,569.00	70,947.45	74,494.82	78,219.56	82,130.54	n/a
hour rate	21.52	22.60	23.73	24.91	26.16	27.47	
Firefighter - w/medic	76,311.43	79,529.00	82,907.45	86,454.82	90,179.56	94,090.54	n/a
Medic Pay	4.00	4.00	4.00	4.00	4.00	4.00	
Total with medic pay	25.52	26.60	27.73	28.91	30.16	31.47	

FY 2027 Pay Schedule for Sedona Fire District
July 2026 - June 2027

FINAL
 2.8% COLA

Community Risk Reduction

40-Hr Week - Non-Exempt	Step 1	Step 2	Step 3	Step 4	Step 5	Step 6	Step 7
Deputy DC of CRR hourly rate	101,932.66 49.01	107,029.30 51.46	112,380.76 54.03	117,999.80 56.73	123,899.79 59.57	130,094.78 62.55	n/a
Fire Inspector II hourly rate	84,943.88 40.84	89,191.07 42.88	93,650.63 45.02	98,333.16 47.28	103,249.81 49.64	108,412.31 52.12	n/a
Fire Inspector I hourly rate	70,786.56 34.03	74,325.89 35.73	78,042.19 37.52	81,944.30 39.40	86,041.51 41.37	90,343.59 43.43	n/a
CRR Administrative Specialist hourly rate	56,607.34 27.22	59,437.71 28.58	62,409.60 30.00	65,530.08 31.50	68,806.58 33.08	72,246.91 34.73	75,859.25 36.47

SFD Fire Board Signature: _____

Date: _____

SEDONA FIRE DISTRICT



RESOLUTION #2026-02 Adoption of the Fiscal Year 2027 Budget

A FORMAL RESOLUTION OF THE GOVERNING BOARD OF THE SEDONA FIRE DISTRICT, APPROVING AND ADOPTING A BUDGET FOR FISCAL YEAR 2027 IN THE AMOUNT OF \$27,761,148 to encumber sufficient funds to cover outstanding items (purchase orders, checks, etc.), from the previous fiscal year, any cash and liability reserves, and to encumber any carryover amount to offset taxes (less any unreimbursed stop/loss payments and any adjustments for uncollected out-of-District fire revenues incurred prior to June 30, 2027) establishing the balance to be utilized as our fiscal year end Reserved Fund Balance as per the Sedona Fire District Policy #2014-02, Fund Balance.

WHEREAS, A.R.S. § 48-805.02(A) requires the Sedona Fire District (hereinafter the “District”) to prepare an annual budget that contains detailed estimated expenditures for each fiscal year and that clearly shows salaries payable to employees of the District; and

WHEREAS, the budget was posted in three public places within the District and a complete copy of the budget was posted in a prominent location on the District’s official website, at least 20 days prior to the budget public hearing, pursuant to A.R.S. § 48-805.02(A); and

WHEREAS, the Governing Board held a public hearing on the proposed Fiscal Year 2027 Budget on June 16, 2026, consistent with the statutory requirements in A.R.S. § 48-805.02(A); and

WHEREAS, the proposed budget substantially conforms to the requirements in accordance with A.R.S. § 48-805.02(A), (D); and

WHEREAS, the requirements for adopting an annual budget for Fiscal Year 2027 have been accomplished; and

WHEREAS, the Governing Board has determined that adoption of the annual budget for Fiscal Year 2027, attached hereto as **Exhibit A** and incorporated herein by this reference, is in the best interests of the District and its residents; and

WHEREAS, the District wishes to transfer \$1,670,188 from the General Operating Fund to the Capital Fund in anticipation of future capital needs the District may have; and

WHEREAS, the Sedona Fire District wishes to encumber any carryover amount to remain in the General Fund as our fiscal year end Reserved Fund Balance to be maintained to allow the Sedona Fire District to continue providing services to the community in case of economic downturns and/or unexpected emergencies or requirements, and to provide working capital in the first several months of the fiscal year, until sufficient revenues are available to fund operations.



REGULAR BOARD MEETING

Station #1 • 2860 Southwest Drive • Sedona, AZ • Multi-purpose Room
Tuesday, May 19, 2026 • 3:00 PM

MINUTES

I. CALL TO ORDER/ROLL CALL

A. Salute to the flag of the United States of America and a moment of silence to honor American men and women in service to our country, firefighters, and police officers.

Pursuant to notice, a Regular Meeting of the Sedona Fire District (SFD) was called to order by Board Chair, Helen McNeal, at 3:00 PM on Tuesday, May 19, 2026. A quorum of the Board was present and the meeting, having been duly convened, proceeded with business. Ms. McNeal led the Pledge of Allegiance. A moment of silence was held for the five firefighters and nine law enforcement officers that died nationwide since the last Board meeting.

B. Roll Call of Board Members

Board Present: Helen McNeal, Chair; Corrie Cooperman, Board Clerk; Diana Christensen, Scott Springett, Lance Waldrop Members.

Others Present: Ed Mezulis, Fire Chief; Jordan Baker, Division Chief; Kirk Riddell, Fire Marshal; Gabe Buldra, JVG Director of Finance; Tomas Montoya for BPCWS, PLLC.; Scott Schwisow, Project Manager; Christi Weigand, Executive Assistant to the Fire Chief; Ellyse Deldin, Administrative Manager. Jayson Coil, Assistant Fire Chief and Buzz Lechowski, Division Chief, were absent.

II. PRESENTATION OF AWARDS/STAFF RECOGNITION

Badge Pinning: Daniel (Danny) Robinson, Fire Inspector

Chief Mezulis provided Fire Inspector Robinson's professional background at the State Fire Marshal's Office and the Casa Grande Fire Department. He welcomed Mr. Robinson to the Sedona Fire District. Charles Dowdy from the Arizona Office of the State Fire Marshal pinned Fire Inspector Robinson.

III. BUDGET WORKSHOP

A. Discussion/Possible Staff Direction regarding the Fiscal Year 2027 Budget.

The board tentatively adopted the Proposed Fiscal Year 2027 budget of \$27.76 million, an increase of \$1.7M (6.5%) from last year. The increase is driven by healthcare, COLA, step, higher capital funding, equipment, and medical supply costs. Notably, healthcare was initially projected to be an 18% increase. The tentative budget reflects a 22% increase, due to enrollment changes and is expected to be the top end of any increase.

B. Fiscal Year 2027 Budget Public Hearing Date – June 16, 2026, Regular Board Meeting

Helen McNeal, Board Chair, solicited input on the Budget Public Hearing date and time. It was confirmed for June 16, 2026, at 3:00 p.m. Diana Christensen, Board Member, noted that she would not be present.



DRAFT

SEDONA FIRE DISTRICT

2860 Southwest Drive, Sedona, Arizona 86336
Telephone: (928) 282-6800 • FAX: (928) 282-6857
www.sedonafire.org

IV. DISCUSSION/POSSIBLE ACTION

A. Possible approval of the Proposed Sedona Fire District Fiscal Year 2027 Budget.

Corrie Cooperman, Board Clerk, moved to approve the Proposed Sedona Fire District Fiscal Year 2027 Budget. Diana Christensen, Board Member, seconded. The motion was passed unanimously by the Board with no further discussion.

V. REGULAR BUSINESS

A. Public Forum/Call to the Public

Speakers are limited to three-minute oral presentations but may submit written comments of any length for Board files. Board Members may not discuss items not specifically identified on the agenda. Therefore, pursuant to A.R.S. § 38-431.01(I), Board action taken as a result of public comment is limited to directing staff to study the matter, responding to any criticism, or scheduling the matter for further consideration and decision at a later date.

- 1) **Public Comments**
- 2) **Possible Executive Staff Response to Public Comment**

Members of the public were not present at the meeting.

B. Consent Agenda: Discussion/Possible Actions

All matters under Consent Agenda are considered by the Board to be routine (i.e. Minutes and/or signatory authority for bank accounts) and will be enacted by a single motion approving the Consent Agenda. If discussion is desired on any particular consent item, a Board Member may ask that item be removed from the Consent Agenda to be considered separately.

- 1) **Regular Meeting Minutes – April 21, 2026**
- 2) **Special Meeting Minutes: Budget Workshop – May 6, 2026**

Lance Waldrop, Board Member, moved to approve the Consent Agenda, to include the April 21, 2026, Regular Meeting minutes and the Special Meeting minutes from the May 6, 2026, Budget Workshop. Helen McNeal, Board Chair, seconded. The motion was passed unanimously by the Board with no discussion.

C. Financial Report and Updates – Gabe Buldra, Director of Finance

Mr. Bulda reviewed the April 2026 Monthly Financial Report (see the Board packet and presentation). April total revenue was \$5.1M, over budget by \$757K, driven by property tax collection by approximately \$750K and \$314K in non-levy revenue. Expenses totaled \$2.6M in April, \$81K over budget, driven by personnel overtime expenses, prepaid health insurance costs, and vehicles and equipment. Chief Mezulis noted that overtime expenses were due to growing SFD families and multiple injuries. Year-to-date (YTD) revenues were \$25.3M, over budget by \$1.9M, a notably good variance. Property tax collection year to date is over by \$817K, stronger than seen in past years. Non-levy revenue is \$1.1M over budget, driven by wildland, ambulance revenue, and interest income. Expenses totaled \$20.1M YTD, right at budget. The District has expended 84% year to date, with 16% remaining. The cash position was up \$2.1M over the same time last year. Other assets increased by \$3M. Total liabilities increased, due to accounting accrual adjustments and pension liability.



- 1) **Discussion/Possible Action: Review and possible approval of the April 2026 Monthly Financial Report.**

Corrie Cooperman, Board Clerk, moved to approve the April 2026 Monthly Financial Report. Scott Springett, Board Member, seconded. The motion was passed unanimously by the Board with no further discussion.

D. Monthly Staff Report

- 1) **Operations Activities – Jayson Coil, Assistant Fire Chief**

Chief Mezulis updated the Board for Jayson Coil, Assistant Fire Chief, as follows:

Chief Mezulis noted that Assistant Chief Coil is on assignment at the Seven Cabins Fire in New Mexico, which likely started following a tragic medical fixed wing aircraft that crashed, killing four individuals on board. The fire was reported at 16K acres.

Human Resources/Staffing

- The pending firefighter resignation is official.
- Danny Robinson, Fire Inspector, is on board and attending classes to achieve certifications.
- Firefighter recruiting has resulted in 23 applicants thus far, with potentially up to 50. The second RAM event occurred last Saturday and had a successful turn out.

Administration

- Heavy focus has been placed on “truing” up the budget.
- Staff met with the County Elections Departments (Coconino and Yavapai) to learn the process.
- The policy manual update is approximately 92% complete.
- Staff are tweaking the business end of the SharePoint rollout.
- Staff are working on the cleanup and “unwinding” of decades of work which has been complex and time consuming, but much needed. They are solidifying infrastructure.

Other

Helen McNeal, Board Chair, asked if SFD has staff or equipment assigned to any Arizona fires. Chief Mezulis stated no, emphasizing the importance of ensuring mandatory staffing so that Sedona’s needs are prioritized. Battalion Chiefs review staffing for two to three weeks in advance and adjust regional resource availability based on crew status and life event schedules.

- 2) **Community Risk Reduction Activities – Fire Marshal Kirk Riddell**

Fire Marshal Riddell updated the Board as follows:

Fire season is ramping up. The Village of Oak Creek and the Chapel area are getting involved. Two Fire Wise presentations were recently conducted with the Highland HOA and Atlas Springs.

Activity Report and Inspection Activities

- The CRR Activity Report counts were reviewed with the Board (see the Board presentation).
- New employee onboarding is ongoing for the new Fire Inspector who is attending classes to obtain certifications.

Fire Investigations



- One fire investigation occurred at the Oak Creek Country Club which resulted from oily rags placed in a hamper in a closet. The alarm and sprinkler heads were activated.

Notable and Upcoming Events

- CRR attended the Sedona Celebration of Spring event and featured Freddy the Firetruck.
- The Wildland Preparedness resulted in 23 total tons and 105 drop offs, in which 20 tons were from VOC.
- A Fire Wise event was held with the Les Spring HOA.
- Fire Marshal Ridell presented before and after pictures of a residential Fire Wise cleanup, a result of the community work CRR is performing to increase fire safety in Sedona.
- Stage 1 Fire Restrictions are effective May 21, 2026. Fire Marshal Riddell reviewed the restrictions with the Board.

Chief Mezulis commented, explaining that SFD receives public calls regarding fire restrictions. He emphasized that SFD covers national forest, two counties, unincorporated areas, and the city of Sedona. Thus, the District collaborates with emergency managers and the counties to determine the proper restrictions.

3) Operational Support – Division Chief Buzz Lechowski

Chief Mezulis updated the Board for Buzz Lechowski, Division Chief, as follows:

EMS Activities and Updates

- Division Chief Lechowski participated in the Arizona Burn Foundation's rim to rim Grand Canyon hiking fundraiser. The hike was 20.4 miles and was completed in 11 hours and 18 minutes.
- SFD continues to navigate the DEA narcotics mandates. Notably, only 12 states have the ability to comply. SFD may have to obtain a DEA number which is costly. The District currently uses a modular system that is more efficient and easier to track.

Fleet Activities and Updates

- A 2014 engine is undergoing a complete rebuild and was an unplanned expense.
- The ambulance remount has been rescheduled for July.

4) Training and Preparedness – Division Chief Jordan Baker

Training

- Two six-month reviews were completed. Notably, one individual scored 100% on the written exam and the practical evaluation.
- The Engineer Position Taskbook is in its final stages with an estimated completion date of July 1st. The Firefighter, Engineer, Captain, and Battalion Chief Taskbooks have all been revamped within the last three years and the organizational goal is to revamp them every 6 months with standing committees.
- The first phase of Blue Card training, a company officer led training, was completed. Instructor let training at Station #4 is phase two, and in the third phase, SFD will incorporate hands-on structure training at the Uptown future Station #4 location, currently a bank building.
- Two new hires recently completed water tender training. The training was implemented a couple of years ago, is provided after six months of employment, and certifies individuals to take the water tenders in and out of district for emergency response.
- The second RAM event had 16 new individuals, 3 from the previous event, totaling 19 participants.



Wellness

- Solve Global continues to conduct onsite visits to help reduce workplace injuries.

Other

- Division Chief Jordan Baker commended Deputy Fire Marshal Wesbrock and Fire Inspector Robinson on their impressive representation of SFD at the Verde Valley Fair. He further commented they did an excellent job educating and interfacing with the children.

E. Fire Chief Report – Fire Chief Ed Mezulis

1) Fire District Financials

Focus and discussions regarding financials are ongoing during the budget process.

2) Capital Project Updates

- The first radio racks have been constructed and are shipping. Radio equipment will be pre-positioned at Station #2. SFD is still waiting on FCC frequency mods and approvals. Slight delays are likely, due to the federal shutdowns. Infrastructure upgrades continue (see Discussion/Possible Action section).
- One generator installation at Station #4 remains before the generator project is complete.
- All air conditioning fixes and installations and code concerns are completed.
- A “walk and talk” meeting for potential Station #5 locations is scheduled with the Forest Service. Several areas will be explored.
- The Station #4 asbestos mitigation is completed. The District received 60% drawings. A meeting to review plans page by page is scheduled for June 2nd. In July or early August, CORE is expected to provide the GMP. The “golden shovel” ceremony is anticipated to occur in October. Thus far, the Station #4 project is still on track for a November 2027 opening.
- While working on the 60% GMP, LEA will assess the annex and other projects.

3) Purchase Orders over \$10K

- An air conditioner unit at Station #1 required approximately \$6K in repairs and \$30K to replace it. The unit fix was completed this year, despite being planned for next year.
- A pickup was purchased for facilities use.
- An unexpected expense occurred to repair an engine motor.

4) Legislative Update

- Discussions are at a standstill and bills continue to linger until there is a balanced budget. However, the Craig Tiger Act, which provides funding for mental health support for firefighters and police officers, was renewed.
- The AFG grant period opened up and staff worked with a manufacturer to prepare a draft grant. The District could recognize up to \$300K in savings for diesel exhaust ventilation, if approved. It would also reduce costs for the Station #4 construction. SFD would be responsible for 5%.

VI. DISCUSSION/POSSIBLE ACTION

A. Possible approval of the expenditure of funds for the direct current power system replacement and upgrade in an amount not to exceed \$300,000.00.

Chief Mezulis explained that the District’s radio sites have redundant supply. The sites have three battery banks of power supply, including APS (line power), a backup generator fueled by propane, and DC. The replacement/upgrade has been a recognized capital need for past three years. The District can now purchase the batteries, in addition to rectifiers and inverters that convert DC to AC. The material costs are calculated, though the installation costs are pending. Thus, the request identifies a “not to exceed price” of \$300,000.00. Chief Mezulis added that this recognizes the identified capital



DRAFT

SEDONA FIRE DISTRICT

2860 Southwest Drive, Sedona, Arizona 86336
Telephone: (928) 282-6800 • FAX: (928) 282-6857
www.sedonafire.org

purchase from this year’s budget and gets the material coming due to a three-week lead time.

Diana Christensen, Board Member, moved to approve the expenditure of funds for the direct current power system replacement and upgrade in an amount not to exceed \$300,000.00. Helen McNeal, Board Chair, seconded. The motion was passed unanimously by the Board with no further discussion.

B. Possible approval of the expenditure of funds for the purchase of two Pierce PUC/Enforcer Engines in an amount not to exceed \$2,245,482.00.

The engines are recognized capital expenses; one engine is budgeted for this year while the other is budgeted for next year. A RBO committee evaluated and identified the apparatus specifications. The manufacturer previously requested payment upfront but has shifted how payment is received. One engine will be received on time and the other later than anticipated, due to build times. The District can spend budgeted capital allocated for this year, then choose to pay the balance which is already budgeted for next fiscal year or spread it over two years. Ultimately, it locks in the current price for fire trucks and prevents more expensive costs.

Corrie Cooperman, Board Clerk, noted that it appeared the District would receive a credit for delivering the monies when it is completed. Chief Mezulis recommended that the District spend what is capitalized this year, get payment to the vendor, and pay the remaining balance over the next one or two years. Ms. Cooperman asked if the District would be paying the vendor soon. Chief Mezulis commented that it would be prudent to pay a portion this year which has been budgeted in capital. Gabe Buldra remarked, noting performance bonds and the value of locking in the price and realizing discounts. Lance Waldrop, Board Member, commented that the District is taking advantage of economies of scale. Chief Mezulis remarked it is advantageous to have a reserve fleet that is not 24 years old.

Helen McNeal, Board Chair, moved to approve the expenditure of funds for the purchase of two Pierce PUC/Enforcer Engines in an amount not to exceed \$2,245,482.00. Lance Waldrop, Board Member, seconded. The motion was passed unanimously by the Board with no further discussion.

VII. BOARD MEMBER UPDATES AND IDEAS FOR FUTURE MEETINGS

A. Bill Pay Calendar

- Helen McNeal, Board Chair, asked staff to resend the Bill Pay Calendar as a reminder of when each member is to pay bills. Ms. McNeal asked the Board to notify staff if they are swapping dates so the right individual can be notified.
- Ms. McNeal recommended that the Board be added to the “all staff” email distribution list. She asked each Board Member’s input and they all agreed it would be beneficial.

VIII. ADJOURNMENT

The meeting was adjourned at 4:27 PM.

Corrie Cooperman, Board Clerk

Date



Sedona Fire District Monthly Financial Report

Monthly Financial Report – May 2026

Attached are the following for your information and review:

1. Balance Sheet as of May 31, 2026.
2. Summary of reconciled cash balances on May 31, 2026.
3. Income Statement of Revenues and Expenditures for May 2026, including budget to actual and year- to-date balances.
4. Wildland Income Statement of Revenues and Expenditures for May 2026, including budget to actual and year- to-date balances.
5. Graphs for May 2026.
6. Monthly Disbursement Report.
7. 12-Month Cash Flow.

Key points:

- Total Revenue for May is \$1,468,726 which is \$389,416 under budget.
 - Tax Revenue for May is \$804,588, which is \$739,945 under budget.
 - Property Tax – Coconino County is under budget by \$132,402.
 - Property Tax – Yavapai County is under budget by \$606,708
 - Non-Tax Revenue for May is \$664,138 which is \$350,529 over budget.
- Total Expense for May is \$1,607,480, which is \$315,438 under budget.
 - Personnel Cost are under budget by \$146,651, driven by lower salaries & wages and PSPRS Retirement.
 - Communication Cost is under budget by \$48,047, driven by computer equipment & support and dispatch contract/ expenses.
 - Meetings, Travel and Training Costs are under budget by \$35,344, driven by lower training supplies and timing of wildland assignment expense.
 - Vehicles and Equipment Costs are under budget by \$40,292, driven by Personal Protective Equipment, Fire Equipment Maintenance and Vehicle Maintenance.
- Total Revenue Year-to-Date is \$26,793,565, which is over budget by \$1,586,616.
- Total Expenses Year-to-Date are \$21,755,571, which is \$300,980 under budget.

Please contact the Finance Director with any questions or concerns regarding this report.

Sedona Fire District Balance Sheet As of May 31, 2026

	May 31, 26	May 31, 25	\$ Change
ASSETS			
Current Assets			
Checking/Savings			
1000 · Bill.com Money Out Clearing	0.00	107.31	-107.31
1010 · Capital Reserves Fund	13,538,038.61	9,553,755.50	3,984,283.11
1050 · Chase - Operating Account	337,980.21	907,372.49	-569,392.28
1060 · Chase - Payroll Account	1,143,682.48	774,997.34	368,685.14
1070 · County General Fund	8,792,570.14	8,810,651.87	-18,081.73
Total Checking/Savings	23,812,271.44	20,046,884.51	3,765,386.93
Accounts Receivable			
1200 · Accounts Receivable*	32,808.95	21,053.10	11,755.85
1202 · Ambulance Billings Receivable	498,060.60	417,800.61	80,259.99
1206 · Property Tax - Receivable	394,088.34	33,422.51	360,665.83
1208 · Grant Receivable	20,855.69	0.00	20,855.69
1270 · Lease Receivables	515,837.00	677,198.00	-161,361.00
Total Accounts Receivable	1,461,650.58	1,149,474.22	312,176.36
Other Current Assets			
1320 · Prepaid Expenses	149,372.89	105,060.54	44,312.35
Total Other Current Assets	149,372.89	105,060.54	44,312.35
Total Current Assets	25,423,294.91	21,301,419.27	4,121,875.64
Fixed Assets			
1400 · Accumulated Depreciation	-17,399,218.51	-16,324,362.67	-1,074,855.84
1410 · Building and Other Improvements	11,089,854.26	9,846,665.19	1,243,189.07
1411 · Construction in Progress	122,843.86	15,124.61	107,719.25
1412 · Furniture and Equipment	7,447,676.63	7,330,333.70	117,342.93
1413 · Land	4,284,578.48	4,284,578.48	0.00
1414 · Vehicles	10,003,432.28	8,408,970.00	1,594,462.28
1450 · CIP	132,117.80	1,598,474.90	-1,466,357.10
1470 · Right to Use Asset			
1401 · Accum Depreci- Right to Use	-95,341.00	-92,998.00	-2,343.00
1470 · Right to Use Asset - Other	150,757.00	177,688.00	-26,931.00
Total 1470 · Right to Use Asset	55,416.00	84,690.00	-29,274.00
Total Fixed Assets	15,736,700.80	15,244,474.21	492,226.59
Other Assets			
1500 · Defer Outflows of Rsrcs - ASRS	347,921.00	167,808.00	180,113.00
1510 · Defer Outflows of Rsrcs - PSPRS	8,652,813.00	9,027,233.00	-374,420.00
1515 · Defer Outflows Rsrcs PSPRS Tr 3	427,679.00	388,283.00	39,396.00
1520 · Defer Outflows - PSPRS OPEB	97,890.00	120,568.00	-22,678.00
1525 · Defer Outflows PSPRS OPEB Tr 3	6,643.00	5,880.00	763.00
1530 · Defer Outflows - ASRS OPEB	7,519.00	8,439.00	-920.00
1540 · Risk Pool Capitalization	231,080.00	231,080.00	0.00
1815 · Net Pension Asset - PSPRS Tr 3	106,542.00	51,105.00	55,437.00
1825 · Net Pension Asset PSPRS OPEB	18,373.00	11,446.00	6,927.00
1830 · Net Pension Asset ASRS OPEB	52,205.00	40,926.00	11,279.00
Total Other Assets	9,948,665.00	10,052,768.00	-104,103.00
TOTAL ASSETS	51,108,660.71	46,598,661.48	4,509,999.23

Sedona Fire District
Balance Sheet
As of May 31, 2026

	May 31, 26	May 31, 25	\$ Change
LIABILITIES & EQUITY			
Liabilities			
Current Liabilities			
Accounts Payable			
2000 · Accounts Payable	53,528.96	81,252.34	-27,723.38
Total Accounts Payable	53,528.96	81,252.34	-27,723.38
Credit Cards			
2003 · National Bank of Arizona Credit	42,670.40	41,497.70	1,172.70
Total Credit Cards	42,670.40	41,497.70	1,172.70
Other Current Liabilities			
2010 · Accrued Employee Leave	1,961,575.72	1,699,307.69	262,268.03
2011 · Accrued Payroll	532,922.45	0.00	532,922.45
2014 · Defer Inflows of Rsrcs - ASRS	115,409.00	167,731.00	-52,322.00
2015 · Defer Inflows of Rsrcs - PSPRS	1,532,458.00	1,397,093.00	135,365.00
2017 · Federal PR Taxes Payable	1,704.09	0.00	1,704.09
2018 · HSA Deduction	5,944.07	1,424.24	4,519.83
2019 · Insurance Premium Liabilities	12,789.64	48,080.93	-35,291.29
2021 · Payroll Liabilities	-21.15	-100.00	78.85
2022 · Retirement Payable	1,175,003.96	755,244.57	419,759.39
2049 · Defer Inflows of Rsrcs PSPRS T3	46,545.00	9,611.00	36,934.00
2050 · Defer Inflows OPEB PSPRS	140,943.00	88,115.00	52,828.00
2051 · Defer Inflows OPEB ASRS	22,576.00	21,151.00	1,425.00
2054 · Defer Inflows PSPRS OPEB TR3	1,852.00	571.00	1,281.00
2070 · Defer Inflow related to Leases	477,964.00	638,122.00	-160,158.00
Total Other Current Liabilities	6,027,665.78	4,826,351.43	1,201,314.35
Total Current Liabilities	6,123,865.14	4,949,101.47	1,174,763.67
Long Term Liabilities			
2052 · Net Pension Liab OPEB PSPRS	95,446.00	208,845.00	-113,399.00
2053 · Net Pension Liab OPEB ASRS	214.00	980.00	-766.00
2201 · Net Pension Liability - ASRS	1,347,327.00	1,197,427.00	149,900.00
2202 · Net Pension Liability - PSPRS	27,209,541.00	26,875,394.00	334,147.00
2270 · Lease Liability	58,773.00	88,208.00	-29,435.00
Total Long Term Liabilities	28,711,301.00	28,370,854.00	340,447.00
Total Liabilities	34,835,166.14	33,319,955.47	1,515,210.67
Equity			
3000 · Opening Balance Equity	5,149,965.20	5,149,965.20	0.00
3010 · Fund Balance	-2,425,262.92	-2,425,262.92	0.00
3200 · Unrestricted Net Assets	8,510,798.24	6,214,672.16	2,296,126.08
Net Income	5,037,994.05	4,339,331.57	698,662.48
Total Equity	16,273,494.57	13,278,706.01	2,994,788.56
TOTAL LIABILITIES & EQUITY	51,108,660.71	46,598,661.48	4,509,999.23

Sedona Fire District
Summary of Reconciled Cash Balances
 Period Ending 05/31/2026

	County General Fund	Capital Reserves	Chase Operating Account	Chase Payroll Account
	<u>05/31/2026</u>	<u>05/31/2026</u>	<u>05/31/2026</u>	<u>05/31/2026</u>
Beginning Balance	8,516,379.38	13,501,105.07	572,382.69	695,180.04
Cleared Transactions				
Checks and Payments	(1,509,424.76)	-	(855,820.32)	(1,051,497.56)
Deposits and Credits	1,552,387.21	36,933.54	621,417.84	1,500,000.00
Total Cleared Transactions	<u>42,962.45</u>	<u>36,933.54</u>	<u>(234,402.48)</u>	<u>448,502.44</u>
Cleared Balance	<u>8,559,341.83</u>	<u>13,538,038.61</u>	<u>337,980.21</u>	<u>1,143,682.48</u>
Uncleared Transactions				
Checks and Payments	(3,008.00)	-	-	-
Deposits and Credits	236,236.31	-	-	-
Total Uncleared Transactions	<u>233,228.31</u>	<u>-</u>	<u>-</u>	<u>-</u>
Register Balance as of 5/31/2026	<u>8,792,570.14</u>	<u>13,538,038.61</u>	<u>337,980.21</u>	<u>1,143,682.48</u>

1:57 AM

06/09/26

Accrual Basis

Sedona Fire District Profit & Loss Budget Performance May 2026

	May 26	Budget	\$ Over Budget	Jul '25 - May 26	YTD Budget	\$ Over Budget	Annual Budget
Ordinary Income/Expense							
Income							
4001 · Tax Levy Revenue	804,587.85	1,544,533.00	-739,945.15	22,121,216.62	22,043,459.00	77,757.62	22,460,244.00
4100 · Non-Tax Levy Revenue	664,138.44	313,609.00	350,529.44	4,672,348.20	3,163,490.00	1,508,858.20	3,591,086.00
Total Income	1,468,726.29	1,858,142.00	-389,415.71	26,793,564.82	25,206,949.00	1,586,615.82	26,051,330.00
Gross Profit	1,468,726.29	1,858,142.00	-389,415.71	26,793,564.82	25,206,949.00	1,586,615.82	26,051,330.00
Expense							
5001 · Personnel Cost	1,471,131.14	1,617,782.00	-146,650.86	18,763,570.71	18,449,545.00	314,025.71	19,925,959.00
6001 · Building & Land	21,510.27	38,296.00	-16,785.73	455,809.17	421,256.00	34,553.17	459,550.00
6101 · Vehicles & Equipment	38,302.88	78,595.00	-40,292.12	743,239.16	864,545.00	-121,305.84	943,109.00
6300 · Communications	28,103.17	76,150.00	-48,046.83	861,903.66	1,005,665.00	-143,761.34	1,081,804.00
6401 · Meetings, Travel & Training	16,686.44	52,030.00	-35,343.56	240,026.78	499,845.00	-259,818.22	551,846.00
7001 · Managerial Cost	31,746.26	60,065.00	-28,318.74	691,021.29	815,695.00	-124,673.71	875,737.00
8001 · Other Expense	0.00			0.00	0.00	0.00	0.00
Total Expense	1,607,480.16	1,922,918.00	-315,437.84	21,755,570.77	22,056,551.00	-300,980.23	23,838,005.00
Net Ordinary Income	-138,753.87	-64,776.00	-73,977.87	5,037,994.05	3,150,398.00	1,887,596.05	2,213,325.00
Net Income	<u>-138,753.87</u>	<u>-64,776.00</u>	<u>-73,977.87</u>	<u>5,037,994.05</u>	<u>3,150,398.00</u>	<u>1,887,596.05</u>	<u>2,213,325.00</u>

1:58 AM
06/09/26

Sedona Fire District Profit & Loss Budget Performance - Wildland

May 2026

Accrual Basis

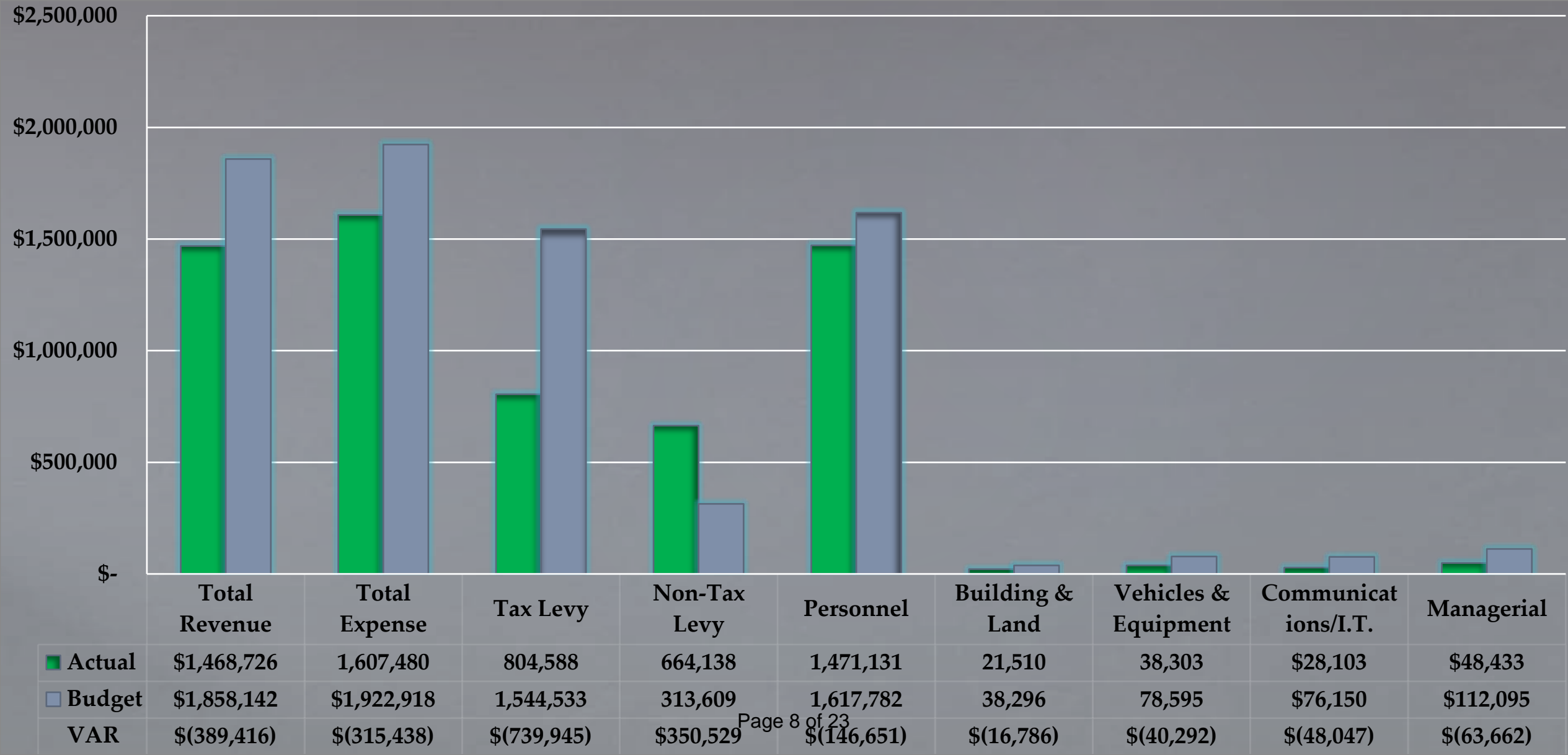
	May 26	Budget	\$ Over Budget	Jul '25 - May 26	YTD Budget	\$ Over Budget	Annual Budget
Ordinary Income/Expense							
Income							
4100 · Non-Tax Levy Revenue	160,105.09	66,667.00	93,438.09	736,993.43	333,335.00	403,658.43	400,000.00
Total Income	160,105.09	66,667.00	93,438.09	736,993.43	333,335.00	403,658.43	400,000.00
Gross Profit	160,105.09	66,667.00	93,438.09	736,993.43	333,335.00	403,658.43	400,000.00
Expense							
5001 · Personnel Cost	35,070.30	58,188.00	-23,117.70	636,070.48	356,409.00	279,661.48	411,866.00
6001 · Building & Land	0.00	292.00	-292.00	0.00	3,212.00	-3,212.00	3,500.00
6101 · Vehicles & Equipment	0.00	2,317.00	-2,317.00	27,672.27	25,487.00	2,185.27	27,809.00
6401 · Meetings, Travel & Training	95.53	12,591.00	-12,495.47	28,371.65	66,003.00	-37,631.35	78,600.00
7001 · Managerial Cost	203.20	50.00	153.20	362.56	550.00	-187.44	600.00
Total Expense	35,369.03	73,438.00	-38,068.97	692,476.96	451,661.00	240,815.96	522,375.00
Net Ordinary Income	124,736.06	-6,771.00	131,507.06	44,516.47	-118,326.00	162,842.47	-122,375.00
Net Income	124,736.06	-6,771.00	131,507.06	44,516.47	-118,326.00	162,842.47	-122,375.00

Financial Report

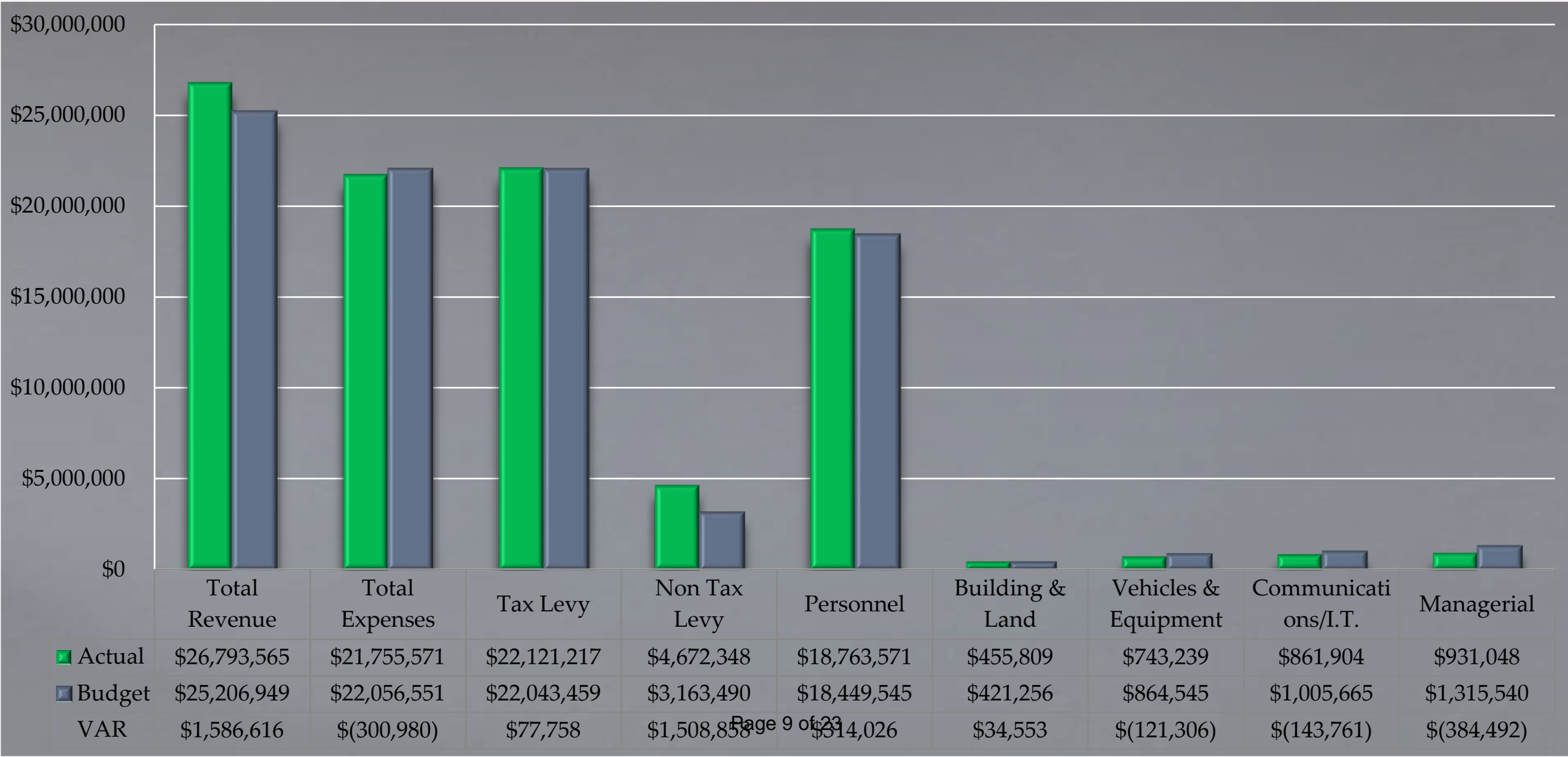
May 2026



May 2026

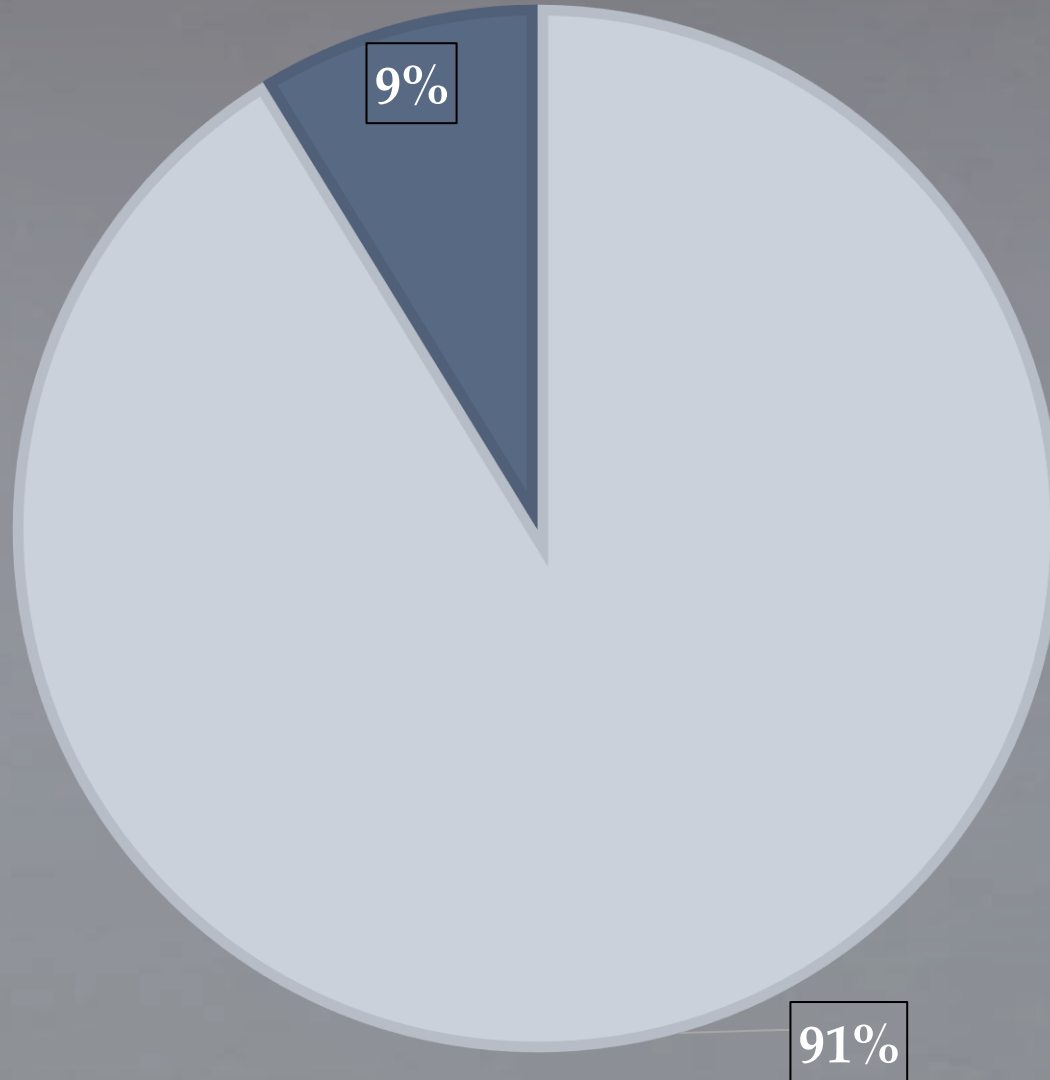


Fiscal Year to Date Budget to Actual



YEAR TO DATE EXPENSES AS PERCENTAGE OF BUDGET

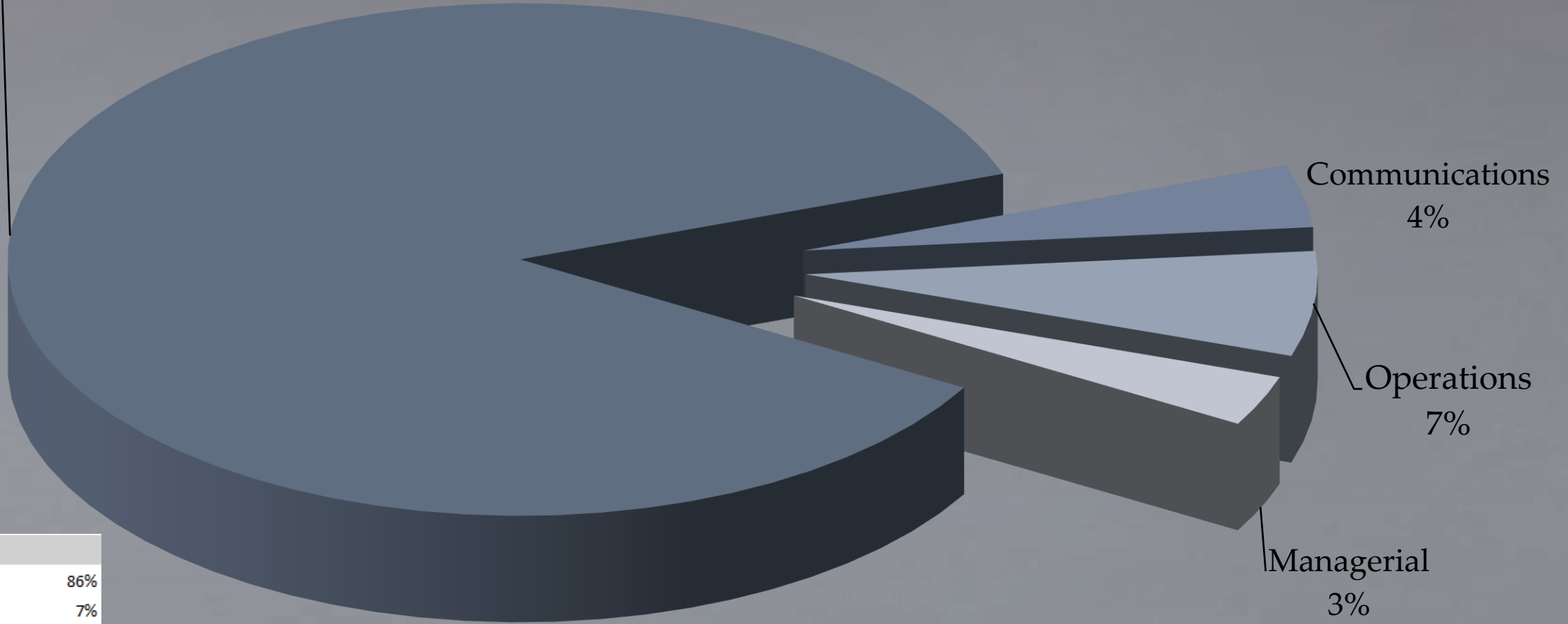
Actual YTD Budget Remaining



Percentage of Expenses Year to Date

Personnel

86%



Communications

4%

Operations

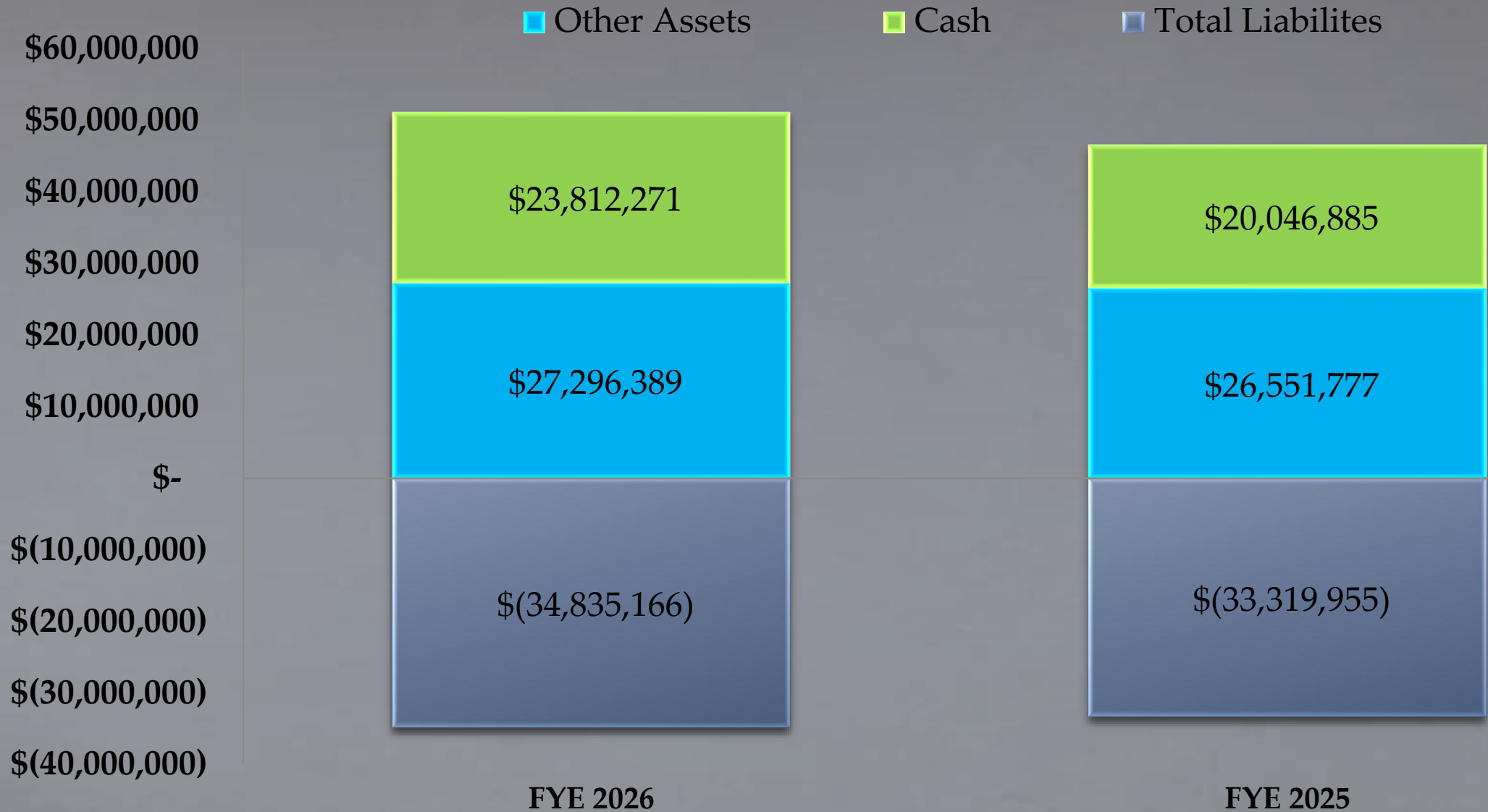
7%

Managerial

3%

Function Expenses	
Salaries & Wages	86%
Operations	7%
Communications	4%
Managerial	3%

Cash Position



Sedona Fire District Transaction Detail by Account May 2026

Type	Date	Num	Name	Memo	Split	Debit	Credit	Balance
1000 - Bill.com Money Out Clearing								
Bill Pmt -Check	05/01/2026	Bill.com	GOOD IN TINT	https://app01.us.bill.com/BillPay?id=b...	2000 - Accounts...		1,164.80	-1,164.80
Bill Pmt -Check	05/01/2026	Bill.com	ZOLL MEDICAL CORPORAT...	https://app01.us.bill.com/BillPay?id=b...	2000 - Accounts...		2,099.78	-3,264.58
Bill Pmt -Check	05/01/2026	Bill.com	Swift Group, LLC	https://app01.us.bill.com/BillPay?id=b...	2000 - Accounts...		13,394.34	-16,658.92
Bill Pmt -Check	05/01/2026	Bill.com	Station Automation Inc	https://app01.us.bill.com/BillPay?id=b...	2000 - Accounts...		7,217.16	-23,876.08
Bill Pmt -Check	05/01/2026	Bill.com	Jones Verde Valley	https://app01.us.bill.com/BillPay?id=b...	2000 - Accounts...		71.79	-23,947.87
Bill Pmt -Check	05/01/2026	Bill.com	PITNEY BOWES PURCHAS...	https://app01.us.bill.com/BillPay?id=b...	2000 - Accounts...		0.54	-23,948.41
Bill Pmt -Check	05/01/2026	Bill.com	Jones Verde Valley	https://app01.us.bill.com/BillPay?id=b...	2000 - Accounts...		89.52	-24,037.93
Bill Pmt -Check	05/01/2026	Bill.com	ESO SOLUTIONS, INC.	https://app01.us.bill.com/BillPay?id=b...	2000 - Accounts...		780.45	-24,818.38
Bill Pmt -Check	05/01/2026	Bill.com	NAPA AUTO PARTS	https://app01.us.bill.com/BillPay?id=b...	2000 - Accounts...		71.98	-24,890.36
Bill Pmt -Check	05/01/2026	Bill.com	Think Electric LLC	https://app01.us.bill.com/BillPay?id=b...	2000 - Accounts...		10,171.88	-35,062.24
Bill Pmt -Check	05/01/2026	Bill.com	NAPA AUTO PARTS	https://app01.us.bill.com/BillPay?id=b...	2000 - Accounts...		24.23	-35,086.47
Bill Pmt -Check	05/01/2026	Bill.com	GOOD IN TINT	https://app01.us.bill.com/BillPay?id=b...	2000 - Accounts...		1,142.40	-36,228.87
Bill Pmt -Check	05/01/2026	Bill.com	Bound Tree Medical LLC	https://app01.us.bill.com/BillPay?id=b...	2000 - Accounts...		1,594.38	-37,823.25
Bill Pmt -Check	05/01/2026	Bill.com	L. N. Curtis and Sons	https://app01.us.bill.com/BillPay?id=b...	2000 - Accounts...		8,458.45	-46,281.70
Bill Pmt -Check	05/01/2026	Bill.com	Mingus Mountain Improveme...	https://app01.us.bill.com/BillPay?id=b...	2000 - Accounts...		100.00	-46,381.70
Bill Pmt -Check	05/01/2026	Bill.com	Entenmann-Rovin Co.	https://app01.us.bill.com/BillPay?id=b...	2000 - Accounts...		696.60	-47,078.30
Bill Pmt -Check	05/01/2026	Bill.com	Corvis Distributing	https://app01.us.bill.com/BillPay?id=b...	2000 - Accounts...		675.69	-47,753.99
Bill Pmt -Check	05/01/2026	Bill.com	Think Electric LLC	https://app01.us.bill.com/BillPay?id=b...	2000 - Accounts...		9,821.38	-57,575.37
Bill Pmt -Check	05/01/2026	Bill.com	ALL-MED EQUIPMENT & SE...	https://app01.us.bill.com/BillPay?id=b...	2000 - Accounts...		114.00	-57,689.37
Bill Pmt -Check	05/01/2026	Bill.com	RWC INTERNATIONAL	https://app01.us.bill.com/BillPay?id=b...	2000 - Accounts...		193.48	-57,882.85
Bill Pmt -Check	05/01/2026	Bill.com	Advanced Septic Service Llc	https://app01.us.bill.com/BillPay?id=b...	2000 - Accounts...		750.00	-58,632.85
Bill Pmt -Check	05/01/2026	Bill.com	ALL-MED EQUIPMENT & SE...	https://app01.us.bill.com/BillPay?id=b...	2000 - Accounts...		81.00	-58,713.85
Bill Pmt -Check	05/01/2026	Bill.com	Ambulance Medical Billing	https://app01.us.bill.com/BillPay?id=b...	2000 - Accounts...		1,768.15	-60,482.00
Bill Pmt -Check	05/01/2026	Bill.com	PRUDENTIAL OVERALL SU...	https://app01.us.bill.com/BillPay?id=b...	2000 - Accounts...		62.52	-60,544.52
Bill Pmt -Check	05/01/2026	Bill.com	Corporate Billings, LLC	https://app01.us.bill.com/BillPay?id=b...	2000 - Accounts...		299.94	-60,844.46
Bill Pmt -Check	05/01/2026	Bill.com	Lumen Control - Access Bill	https://app01.us.bill.com/BillPay?id=b...	2000 - Accounts...		4,605.00	-65,449.46
Bill Pmt -Check	05/01/2026	Bill.com	XEROX FINANCIAL SERVIC...	https://app01.us.bill.com/BillPay?id=b...	2000 - Accounts...		53.48	-65,502.94
Bill Pmt -Check	05/01/2026	Bill.com	The Hvac Company	https://app01.us.bill.com/BillPay?id=b...	2000 - Accounts...		37,160.70	-102,663.64
Bill Pmt -Check	05/01/2026	Bill.com	Hale's Roofing LLC	https://app01.us.bill.com/BillPay?id=b...	2000 - Accounts...		2,450.00	-105,113.64
Bill Pmt -Check	05/01/2026	Bill.com	Dibble & Associates Consultin...	https://app01.us.bill.com/BillPay?id=b...	2000 - Accounts...		1,369.00	-106,482.64
General Journal	05/01/2026	2024-4...		BILL 05/01/26 Payables Funding	1050 - Chase - ...	106,482.64		0.00
General Journal	05/06/2026	2024-4...		BILL 05/06/26 Credit P26042301 - 68...	1050 - Chase - ...		805.00	-805.00
Bill Pmt -Check	05/08/2026	Bill.com	Gabriel & Ashworth, P.L.L.C.	https://app01.us.bill.com/BillPay?id=b...	2000 - Accounts...		315.00	-1,120.00
Bill Pmt -Check	05/08/2026	Bill.com	ARIZONA OFFICE OF THE S...	https://app01.us.bill.com/BillPay?id=b...	2000 - Accounts...		8,548.32	-9,668.32
Bill Pmt -Check	05/08/2026	Bill.com	STRYKER SALES CORPOR...	https://app01.us.bill.com/BillPay?id=b...	2000 - Accounts...		346.43	-10,014.75
Bill Pmt -Check	05/08/2026	Bill.com	928 Sign Company, LLC	https://app01.us.bill.com/BillPay?id=b...	2000 - Accounts...		5,710.94	-15,725.69
Bill Pmt -Check	05/08/2026	Bill.com	XEROX FINANCIAL SERVIC...	https://app01.us.bill.com/BillPay?id=b...	2000 - Accounts...		972.73	-16,698.42
Bill Pmt -Check	05/08/2026	Bill.com	Taylor & Sons Hauling	https://app01.us.bill.com/BillPay?id=b...	2000 - Accounts...		3,303.70	-20,002.12
Bill Pmt -Check	05/08/2026	Bill.com	Swift Group, LLC	https://app01.us.bill.com/BillPay?id=b...	2000 - Accounts...		61,568.35	-81,570.47
Bill Pmt -Check	05/08/2026	Bill.com	Swift Group, LLC	https://app01.us.bill.com/BillPay?id=b...	2000 - Accounts...		2,201.73	-83,772.20
Bill Pmt -Check	05/08/2026	Bill.com	Keepers Commercial Cleaning	https://app01.us.bill.com/BillPay?id=b...	2000 - Accounts...		1,406.00	-85,178.20
Bill Pmt -Check	05/08/2026	Bill.com	L. N. Curtis and Sons	https://app01.us.bill.com/BillPay?id=b...	2000 - Accounts...		77.99	-85,256.19
Bill Pmt -Check	05/08/2026	Bill.com	Peoria Ford	https://app01.us.bill.com/BillPay?id=b...	2000 - Accounts...		44,301.31	-129,557.50
Bill Pmt -Check	05/08/2026	Bill.com	HENRY SCHEIN, INC	https://app01.us.bill.com/BillPay?id=b...	2000 - Accounts...		929.06	-130,486.56
Bill Pmt -Check	05/08/2026	Bill.com	North Horizon Plumbing LLC	https://app01.us.bill.com/BillPay?id=b...	2000 - Accounts...		550.00	-131,036.56
Bill Pmt -Check	05/08/2026	Bill.com	American Heart Association, I...	https://app01.us.bill.com/BillPay?id=b...	2000 - Accounts...		94.16	-131,130.72
Bill Pmt -Check	05/08/2026	Bill.com	Central Arizona Fire and Medi...	https://app01.us.bill.com/BillPay?id=b...	2000 - Accounts...		407.27	-131,537.99
Bill Pmt -Check	05/08/2026	Bill.com	The Hvac Company	https://app01.us.bill.com/BillPay?id=b...	2000 - Accounts...		4,960.00	-136,497.99
Bill Pmt -Check	05/08/2026	Bill.com	Sedona-Oak Creek Airport Au...	https://app01.us.bill.com/BillPay?id=b...	2000 - Accounts...		2,000.00	-138,497.99
Bill Pmt -Check	05/08/2026	Bill.com	The Hvac Company	https://app01.us.bill.com/BillPay?id=b...	2000 - Accounts...		950.64	-139,448.63
Bill Pmt -Check	05/08/2026	Bill.com	Arizona Generator Technolog...	https://app01.us.bill.com/BillPay?id=b...	2000 - Accounts...		3,808.60	-143,257.23
Bill Pmt -Check	05/08/2026	Bill.com	ASDD DOCUMENT DESTR...	https://app01.us.bill.com/BillPay?id=b...	2000 - Accounts...		105.00	-143,362.23
Bill Pmt -Check	05/08/2026	Bill.com	MaxCharged LLC	https://app01.us.bill.com/BillPay?id=b...	2000 - Accounts...		4,116.52	-147,478.75
Bill Pmt -Check	05/08/2026	Bill.com	NORTHERN ARIZONA HEAL...	https://app01.us.bill.com/BillPay?id=b...	2000 - Accounts...		2,075.81	-149,554.56
Bill Pmt -Check	05/08/2026	Bill.com	JOY DOTSON	https://app01.us.bill.com/BillPay?id=b...	2000 - Accounts...		430.61	-149,985.17

Sedona Fire District Transaction Detail by Account May 2026

Type	Date	Num	Name	Memo	Split	Debit	Credit	Balance
Bill Pmt -Check	05/08/2026	Bill.com	MERIT TECHNOLOGY PAR...	https://app01.us.bill.com/BillPay?id=b...	2000 · Accounts...		5,724.53	-155,709.70
Bill Pmt -Check	05/08/2026	Bill.com	MCI	https://app01.us.bill.com/BillPay?id=b...	2000 · Accounts...		90.09	-155,799.79
Bill Pmt -Check	05/08/2026	Bill.com	Helios Health AZ	https://app01.us.bill.com/BillPay?id=b...	2000 · Accounts...		22,200.00	-177,999.79
Bill Pmt -Check	05/08/2026	Bill.com	SKAGGS COMPANIES, INC*	https://app01.us.bill.com/BillPay?id=b...	2000 · Accounts...		2,891.10	-180,890.89
Bill Pmt -Check	05/08/2026	Bill.com	Knopps Electric LLC	https://app01.us.bill.com/BillPay?id=b...	2000 · Accounts...		2,450.00	-183,340.89
General Journal	05/08/2026	2024-4...		BILL 05/08/26 Payables Funding	1050 · Chase - ...	183,340.89		0.00
Bill Pmt -Check	05/15/2026	Bill.com	Rhinehart Oil Co., LLC	https://app01.us.bill.com/BillPay?id=b...	2000 · Accounts...		2,324.70	-2,324.70
Bill Pmt -Check	05/15/2026	Bill.com	ACCURATE BACKGROUND,...	https://app01.us.bill.com/BillPay?id=b...	2000 · Accounts...		167.06	-2,491.76
Bill Pmt -Check	05/15/2026	Bill.com	Kronos SaaShr, Inc	https://app01.us.bill.com/BillPay?id=b...	2000 · Accounts...		108.85	-2,600.61
Bill Pmt -Check	05/15/2026	Bill.com	Taylor & Sons Hauling	https://app01.us.bill.com/BillPay?id=b...	2000 · Accounts...		1,429.01	-4,029.62
Bill Pmt -Check	05/15/2026	Bill.com	O'REILLY AUTO PARTS	https://app01.us.bill.com/BillPay?id=b...	2000 · Accounts...		199.71	-4,229.33
Bill Pmt -Check	05/15/2026	Bill.com	ALL-MED EQUIPMENT & SE...	https://app01.us.bill.com/BillPay?id=b...	2000 · Accounts...		62.40	-4,291.73
Bill Pmt -Check	05/15/2026	Bill.com	INTERSTATE BATTERIES O...	https://app01.us.bill.com/BillPay?id=b...	2000 · Accounts...		251.33	-4,543.06
Bill Pmt -Check	05/15/2026	Bill.com	Advanced Septic Service Llc	https://app01.us.bill.com/BillPay?id=b...	2000 · Accounts...		750.00	-5,293.06
Bill Pmt -Check	05/15/2026	Bill.com	BATTERIES PLUS BULBS	https://app01.us.bill.com/BillPay?id=b...	2000 · Accounts...		20.73	-5,313.79
Bill Pmt -Check	05/15/2026	Bill.com	ALL-MED EQUIPMENT & SE...	https://app01.us.bill.com/BillPay?id=b...	2000 · Accounts...		81.00	-5,394.79
Bill Pmt -Check	05/15/2026	Bill.com	SEDONA BUG BUSTERS, I...	https://app01.us.bill.com/BillPay?id=b...	2000 · Accounts...		1,350.00	-6,744.79
Bill Pmt -Check	05/15/2026	Bill.com	DIVERSIFIED INSPECTIONS...	https://app01.us.bill.com/BillPay?id=b...	2000 · Accounts...		1,381.37	-8,126.16
Bill Pmt -Check	05/15/2026	Bill.com	ALL-MED EQUIPMENT & SE...	https://app01.us.bill.com/BillPay?id=b...	2000 · Accounts...		48.00	-8,174.16
Bill Pmt -Check	05/15/2026	Bill.com	CDW Government	https://app01.us.bill.com/BillPay?id=b...	2000 · Accounts...		6,341.54	-14,515.70
Bill Pmt -Check	05/15/2026	Bill.com	ESO SOLUTIONS, INC.	https://app01.us.bill.com/BillPay?id=b...	2000 · Accounts...		1,534.34	-16,050.04
Bill Pmt -Check	05/15/2026	Bill.com	Waste Management	https://app01.us.bill.com/BillPay?id=b...	2000 · Accounts...		114.12	-16,164.16
Bill Pmt -Check	05/15/2026	Bill.com	RWC INTERNATIONAL	https://app01.us.bill.com/BillPay?id=b...	2000 · Accounts...		1,072.63	-17,236.79
Bill Pmt -Check	05/15/2026	Bill.com	Station Automation Inc	https://app01.us.bill.com/BillPay?id=b...	2000 · Accounts...		14,469.62	-31,706.41
Bill Pmt -Check	05/15/2026	Bill.com	ESO SOLUTIONS, INC.	https://app01.us.bill.com/BillPay?id=b...	2000 · Accounts...		1,250.62	-32,957.03
Bill Pmt -Check	05/15/2026	Bill.com	Leavitt Communications LLC	https://app01.us.bill.com/BillPay?id=b...	2000 · Accounts...		387.24	-33,344.27
Bill Pmt -Check	05/15/2026	Bill.com	Ambulance Medical Billing	https://app01.us.bill.com/BillPay?id=b...	2000 · Accounts...		6,819.19	-40,163.46
Bill Pmt -Check	05/15/2026	Bill.com	PRUDENTIAL OVERALL SU...	https://app01.us.bill.com/BillPay?id=b...	2000 · Accounts...		86.67	-40,250.13
Bill Pmt -Check	05/15/2026	Bill.com	O'REILLY AUTO PARTS	https://app01.us.bill.com/BillPay?id=b...	2000 · Accounts...		43.93	-40,294.06
Bill Pmt -Check	05/15/2026	Bill.com	ALL-MED EQUIPMENT & SE...	https://app01.us.bill.com/BillPay?id=b...	2000 · Accounts...		19.20	-40,313.26
Bill Pmt -Check	05/15/2026	Bill.com	Advanced Septic Service Llc	https://app01.us.bill.com/BillPay?id=b...	2000 · Accounts...		750.00	-41,063.26
Bill Pmt -Check	05/15/2026	Bill.com	Schaeffer Mfg. Co.	https://app01.us.bill.com/BillPay?id=b...	2000 · Accounts...		2,634.76	-43,698.02
Bill Pmt -Check	05/15/2026	Bill.com	ALL-MED EQUIPMENT & SE...	https://app01.us.bill.com/BillPay?id=b...	2000 · Accounts...		81.00	-43,779.02
Bill Pmt -Check	05/15/2026	Bill.com	Pegasus Telecommunication...	https://app01.us.bill.com/BillPay?id=b...	2000 · Accounts...		8,750.00	-52,529.02
Bill Pmt -Check	05/15/2026	Bill.com	ALL-MED EQUIPMENT & SE...	https://app01.us.bill.com/BillPay?id=b...	2000 · Accounts...		81.00	-52,610.02
Bill Pmt -Check	05/15/2026	Bill.com	Rhinehart Oil Co., LLC	https://app01.us.bill.com/BillPay?id=b...	2000 · Accounts...		1,443.33	-54,053.35
General Journal	05/15/2026	2024-4...		BILL 05/15/26 Payables Funding	1050 · Chase - ...	54,053.35		0.00
Bill Pmt -Check	05/22/2026	Bill.com	O'REILLY AUTO PARTS	https://app01.us.bill.com/BillPay?id=b...	2000 · Accounts...		102.13	-102.13
Bill Pmt -Check	05/22/2026	Bill.com	State 48 Recycling Inc.	https://app01.us.bill.com/BillPay?id=b...	2000 · Accounts...		1,288.04	-1,390.17
Bill Pmt -Check	05/22/2026	Bill.com	Rescue Source	https://app01.us.bill.com/BillPay?id=b...	2000 · Accounts...		990.00	-2,380.17
Bill Pmt -Check	05/22/2026	Bill.com	United Arizona Firefighters He...	https://app01.us.bill.com/BillPay?id=b...	2000 · Accounts...		115,913.46	-118,293.63
Bill Pmt -Check	05/22/2026	Bill.com	Verizon #542042609-00001	https://app01.us.bill.com/BillPay?id=b...	2000 · Accounts...		1,092.62	-119,386.25
Bill Pmt -Check	05/22/2026	Bill.com	Rhinehart Oil Co., LLC	https://app01.us.bill.com/BillPay?id=b...	2000 · Accounts...		1,649.62	-121,035.87
Bill Pmt -Check	05/22/2026	Bill.com	INTERSTATE BATTERIES O...	https://app01.us.bill.com/BillPay?id=b...	2000 · Accounts...		456.81	-121,492.68
Bill Pmt -Check	05/22/2026	Bill.com	PRUDENTIAL OVERALL SU...	https://app01.us.bill.com/BillPay?id=b...	2000 · Accounts...		86.67	-121,579.35
Bill Pmt -Check	05/22/2026	Bill.com	NAPA AUTO PARTS	https://app01.us.bill.com/BillPay?id=b...	2000 · Accounts...		127.36	-121,706.71
Bill Pmt -Check	05/22/2026	Bill.com	JON DAVIS	https://app01.us.bill.com/BillPay?id=b...	2000 · Accounts...		1,640.00	-123,346.71
Bill Pmt -Check	05/22/2026	Bill.com	United Rentals (North Americ...	https://app01.us.bill.com/BillPay?id=b...	2000 · Accounts...		1,792.63	-125,139.34
Bill Pmt -Check	05/22/2026	Bill.com	NAPA AUTO PARTS	https://app01.us.bill.com/BillPay?id=b...	2000 · Accounts...		206.23	-125,345.57
Bill Pmt -Check	05/22/2026	Bill.com	Jones Verde Valley	https://app01.us.bill.com/BillPay?id=b...	2000 · Accounts...		381.67	-125,727.24
Bill Pmt -Check	05/22/2026	Bill.com	LEA-Architects, LLC	https://app01.us.bill.com/BillPay?id=b...	2000 · Accounts...		86,968.23	-212,695.47
Bill Pmt -Check	05/22/2026	Bill.com	Arizona Generator Technolog...	https://app01.us.bill.com/BillPay?id=b...	2000 · Accounts...		4,001.49	-216,696.96
Bill Pmt -Check	05/22/2026	Bill.com	PRUDENTIAL OVERALL SU...	https://app01.us.bill.com/BillPay?id=b...	2000 · Accounts...		62.52	-216,759.48
Bill Pmt -Check	05/22/2026	Bill.com	LAWSON PRODUCTS	https://app01.us.bill.com/BillPay?id=b...	2000 · Accounts...		1,041.15	-217,800.63
Bill Pmt -Check	05/22/2026	Bill.com	VERIZON WIRELESS	https://app01.us.bill.com/BillPay?id=b...	2000 · Accounts...		3,065.73	-220,866.36
Bill Pmt -Check	05/22/2026	Bill.com	American Heart Association, I...	https://app01.us.bill.com/BillPay?id=b...	2000 · Accounts...		94.16	-220,960.52

Sedona Fire District Transaction Detail by Account May 2026

Type	Date	Num	Name	Memo	Split	Debit	Credit	Balance
Bill Pmt -Check	05/22/2026	Bill.com	Rhinehart Oil Co., LLC	https://app01.us.bill.com/BillPay?id=b...	2000 · Accounts...		1,066.00	-222,026.52
Bill Pmt -Check	05/22/2026	Bill.com	CORE Construction, Inc	https://app01.us.bill.com/BillPay?id=b...	2000 · Accounts...		83,316.36	-305,342.88
Bill Pmt -Check	05/22/2026	Bill.com	The Hvac Company	https://app01.us.bill.com/BillPay?id=b...	2000 · Accounts...		14,604.57	-319,947.45
Bill Pmt -Check	05/22/2026	Bill.com	JAMES VINCENT GROUP LLC	https://app01.us.bill.com/BillPay?id=b...	2000 · Accounts...		8,300.00	-328,247.45
Bill Pmt -Check	05/22/2026	Bill.com	The Hvac Company	https://app01.us.bill.com/BillPay?id=b...	2000 · Accounts...		33,736.85	-361,984.30
Bill Pmt -Check	05/22/2026	Bill.com	SKAGGS COMPANIES, INC*	https://app01.us.bill.com/BillPay?id=b...	2000 · Accounts...		6,270.42	-368,254.72
Bill Pmt -Check	05/22/2026	Bill.com	O'REILLY AUTO PARTS	https://app01.us.bill.com/BillPay?id=b...	2000 · Accounts...		34.33	-368,289.05
Bill Pmt -Check	05/22/2026	Bill.com	O'REILLY AUTO PARTS	https://app01.us.bill.com/BillPay?id=b...	2000 · Accounts...		31.70	-368,320.75
Bill Pmt -Check	05/22/2026	Bill.com	Knopps Electric LLC	https://app01.us.bill.com/BillPay?id=b...	2000 · Accounts...		3,432.00	-371,752.75
Bill Pmt -Check	05/22/2026	Bill.com	Snap On Tools dba Hansen's ...	https://app01.us.bill.com/BillPay?id=b...	2000 · Accounts...		675.58	-372,428.33
Bill Pmt -Check	05/22/2026	Bill.com	O'REILLY AUTO PARTS	https://app01.us.bill.com/BillPay?id=b...	2000 · Accounts...		153.55	-372,581.88
Bill Pmt -Check	05/22/2026	Bill.com	O'REILLY AUTO PARTS	https://app01.us.bill.com/BillPay?id=b...	2000 · Accounts...		14.69	-372,596.57
General Journal	05/22/2026	2024-4...		BILL 05/22/26 Payables Funding	1050 · Chase - ...	377,173.75		4,577.18
General Journal	05/22/2026	2024-4...		to clear double payment on the Wex ...	2000 · Accounts...		4,577.18	0.00
Bill Pmt -Check	05/29/2026	Bill.com	ALL-MED EQUIPMENT & SE...	https://app01.us.bill.com/BillPay?id=b...	2000 · Accounts...		114.00	-114.00
Bill Pmt -Check	05/29/2026	Bill.com	The Hvac Company	https://app01.us.bill.com/BillPay?id=b...	2000 · Accounts...		30,931.05	-31,045.05
Bill Pmt -Check	05/29/2026	Bill.com	Boyle Pecharich Cline Whittin...	https://app01.us.bill.com/BillPay?id=b...	2000 · Accounts...		4,986.30	-36,031.35
Bill Pmt -Check	05/29/2026	Bill.com	Ardurra Group, Inc	https://app01.us.bill.com/BillPay?id=b...	2000 · Accounts...		665.00	-36,696.35
Bill Pmt -Check	05/29/2026	Bill.com	United Rentals (North Americ...	https://app01.us.bill.com/BillPay?id=b...	2000 · Accounts...		1,427.80	-38,124.15
Bill Pmt -Check	05/29/2026	Bill.com	Rescue Source	https://app01.us.bill.com/BillPay?id=b...	2000 · Accounts...		2,530.00	-40,654.15
Bill Pmt -Check	05/29/2026	Bill.com	PRUDENTIAL OVERALL SU...	https://app01.us.bill.com/BillPay?id=b...	2000 · Accounts...		62.52	-40,716.67
Bill Pmt -Check	05/29/2026	Bill.com	North Horizon Plumbing LLC	https://app01.us.bill.com/BillPay?id=b...	2000 · Accounts...		250.00	-40,966.67
Bill Pmt -Check	05/29/2026	Bill.com	Advanced Septic Service Llc	https://app01.us.bill.com/BillPay?id=b...	2000 · Accounts...		750.00	-41,716.67
Bill Pmt -Check	05/29/2026	Bill.com	JOY DOTSON	https://app01.us.bill.com/BillPay?id=b...	2000 · Accounts...		247.16	-41,963.83
Bill Pmt -Check	05/29/2026	Bill.com	North Horizon Plumbing LLC	https://app01.us.bill.com/BillPay?id=b...	2000 · Accounts...		550.00	-42,513.83
Bill Pmt -Check	05/29/2026	Bill.com	Washington Radio Reports	https://app01.us.bill.com/BillPay?id=b...	2000 · Accounts...		1,300.00	-43,813.83
Bill Pmt -Check	05/29/2026	Bill.com	Taylor & Sons Hauling	https://app01.us.bill.com/BillPay?id=b...	2000 · Accounts...		920.00	-44,733.83
Bill Pmt -Check	05/29/2026	Bill.com	XEROX FINANCIAL SERVIC...	https://app01.us.bill.com/BillPay?id=b...	2000 · Accounts...		274.27	-45,008.10
Bill Pmt -Check	05/29/2026	Bill.com	ALL-MED EQUIPMENT & SE...	https://app01.us.bill.com/BillPay?id=b...	2000 · Accounts...		81.00	-45,089.10
General Journal	05/29/2026	2024-4...		BILL 05/29/26 Payables Funding	1050 · Chase - ...	45,089.10		0.00
Total 1000 · Bill.com Money Out Clearing						766,139.73	766,139.73	0.00
1010 · Capital Reserves Fund								
Deposit	05/31/2026			Interest	4610 · Interest E...	36,933.54		36,933.54
Total 1010 · Capital Reserves Fund						36,933.54	0.00	36,933.54
1050 · Chase - Operating Account								
General Journal	05/01/2026	2024-4...		BILL 05/01/26 Payables Funding	1000 · Bill.com ...		106,482.64	-106,482.64
Deposit	05/01/2026		AARP		4140 · Insuranc...	147.14		-106,335.50
Deposit	05/01/2026		AETNA		4140 · Insuranc...	1,873.43		-104,462.07
Deposit	05/01/2026		AETNA		4140 · Insuranc...	3,534.22		-100,927.85
Deposit	05/01/2026		AETNA		4140 · Insuranc...	2,094.09		-98,833.76
Deposit	05/01/2026		AHCCCS		4140 · Insuranc...	1,538.71		-97,295.05
Deposit	05/01/2026		Anthem Blue		4140 · Insuranc...	269.78		-97,025.27
Deposit	05/01/2026		Credit Bureau		4140 · Insuranc...	659.09		-96,366.18
Deposit	05/01/2026		Credit Bureau		4140 · Insuranc...	3,744.55		-92,621.63
Deposit	05/01/2026		First Due		4140 · Insuranc...	100.00		-92,521.63
Deposit	05/01/2026		Noridian		4140 · Insuranc...	8,469.11		-84,052.52
Check	05/01/2026		CENTURYLINK		6300 · Communi...		81.20	-84,133.72
Check	05/01/2026		CENTURYLINK		6300 · Communi...		281.32	-84,415.04
Check	05/01/2026		CENTURYLINK		6300 · Communi...		281.32	-84,696.36
Check	05/01/2026		CENTURYLINK		6300 · Communi...		281.32	-84,977.68
Check	05/01/2026		CENTURYLINK		6300 · Communi...		475.49	-85,453.17
Check	05/01/2026		CENTURYLINK		6300 · Communi...		154.40	-85,607.57

Sedona Fire District Transaction Detail by Account May 2026

Type	Date	Num	Name	Memo	Split	Debit	Credit	Balance
Check	05/01/2026		CENTURYLINK		6300 · Communi...		541.11	-86,148.68
Check	05/01/2026		CENTURYLINK		6300 · Communi...		332.53	-86,481.21
Deposit	05/04/2026		AETNA		4140 · Insuranc...	1,569.96		-84,911.25
Deposit	05/04/2026		Anthem Blue		4140 · Insuranc...	282.87		-84,628.38
Deposit	05/04/2026		BCBS		4140 · Insuranc...	2,064.91		-82,563.47
Deposit	05/04/2026		Credit Bureau		4140 · Insuranc...	1,803.38		-80,760.09
Deposit	05/04/2026		First Due		4140 · Insuranc...	2,379.63		-78,380.46
Deposit	05/04/2026		Noridian		4140 · Insuranc...	19,232.69		-59,147.77
Deposit	05/04/2026		United Health		4140 · Insuranc...	1,875.34		-57,272.43
Check	05/04/2026		Bankcard	Service Charge	7070 · Bank and...		109.76	-57,382.19
Check	05/04/2026		CENTURYLINK		6300 · Communi...		69.99	-57,452.18
Check	05/04/2026	EFT	Gateway		7070 · Bank and...		22.00	-57,474.18
Check	05/04/2026	EFT	UniSource Energy		6010 · Utilities		194.28	-57,668.46
Deposit	05/04/2026			Deposit	-SPLIT-	2,912.40		-54,756.06
Deposit	05/04/2026			Deposit	-SPLIT-	128,702.30		73,946.24
Deposit	05/05/2026		AETNA		4140 · Insuranc...	930.25		74,876.49
Deposit	05/05/2026		Credit Bureau		4140 · Insuranc...	5,050.78		79,927.27
Deposit	05/05/2026		Noridian		4140 · Insuranc...	18,212.83		98,140.10
Deposit	05/05/2026		WPS		4140 · Insuranc...	267.29		98,407.39
Deposit	05/05/2026		WPS		4140 · Insuranc...	189.72		98,597.11
General Journal	05/06/2026	2024-4...		BILL 05/06/26 Credit P26042301 - 68...	1000 · Bill.com ...	805.00		99,402.11
Deposit	05/06/2026		BCBS		4140 · Insuranc...	700.56		100,102.67
Deposit	05/06/2026		BCBS		4140 · Insuranc...	643.26		100,745.93
Deposit	05/06/2026		Cigna		4140 · Insuranc...	4,066.18		104,812.11
Deposit	05/06/2026		Credit Bureau		4140 · Insuranc...	1,656.43		106,468.54
Deposit	05/06/2026		Devoted Health		4140 · Insuranc...	472.19		106,940.73
Deposit	05/06/2026		First Due		4140 · Insuranc...	2,420.73		109,361.46
Deposit	05/06/2026		Noridian		4140 · Insuranc...	15,945.47		125,306.93
Deposit	05/06/2026		UHC		4140 · Insuranc...	278.77		125,585.70
Deposit	05/06/2026		United Health		4140 · Insuranc...	1,557.01		127,142.71
Deposit	05/06/2026		United Health		4140 · Insuranc...	1,207.80		128,350.51
Deposit	05/06/2026		United Health		4140 · Insuranc...	1,034.32		129,384.83
Deposit	05/06/2026		Mutual of Omaha		4140 · Insuranc...	155.34		129,540.17
Deposit	05/06/2026		Mutual of Omaha		4140 · Insuranc...	146.40		129,686.57
Check	05/06/2026	EFT	Bill.com		7170 · Dues/Fe...		665.43	129,021.14
Check	05/06/2026	EFT	Sedona Venture Water Sewer...		6010 · Utilities		65.04	128,956.10
Deposit	05/06/2026			Deposit	4230 · Misc Rev...	5.00		128,961.10
Deposit	05/07/2026		BCBS		4140 · Insuranc...	3,551.16		132,512.26
Deposit	05/07/2026		Centene		4140 · Insuranc...	3,702.12		136,214.38
Deposit	05/07/2026		Credit Bureau		4140 · Insuranc...	5,173.87		141,388.25
Deposit	05/07/2026		First Due		4140 · Insuranc...	1,028.90		142,417.15
Deposit	05/07/2026		Noridian		4140 · Insuranc...	2,076.05		144,493.20
Deposit	05/07/2026		United Health		4140 · Insuranc...	2,851.58		147,344.78
Deposit	05/07/2026		Mutual of Omaha		4140 · Insuranc...	136.12		147,480.90
Deposit	05/07/2026		Mutual of Omaha		4140 · Insuranc...	167.88		147,648.78
Deposit	05/07/2026			Deposit	4160 · CPR Rev...	252.00		147,900.78
General Journal	05/08/2026	2024-4...		BILL 05/08/26 Payables Funding	1000 · Bill.com ...		183,340.89	-35,440.11
Deposit	05/08/2026		AETNA		4140 · Insuranc...	148.28		-35,291.83
Deposit	05/08/2026		AETNA		4140 · Insuranc...	260.52		-35,031.31
Deposit	05/08/2026		AHCCCS		4140 · Insuranc...	1,732.58		-33,298.73
Deposit	05/08/2026		Anthem Blue		4140 · Insuranc...	1,141.19		-32,157.54
Deposit	05/08/2026		BCBS		4140 · Insuranc...	2,303.40		-29,854.14
Deposit	05/08/2026		Centene		4140 · Insuranc...	633.48		-29,220.66
Deposit	05/08/2026		Cigna		4140 · Insuranc...	2,371.19		-26,849.47
Deposit	05/08/2026		Cigna		4140 · Insuranc...	915.69		-25,933.78
Deposit	05/08/2026		First Due		4140 · Insuranc...	5,123.01		-20,810.77

Sedona Fire District Transaction Detail by Account May 2026

Type	Date	Num	Name	Memo	Split	Debit	Credit	Balance
Deposit	05/08/2026		HUMANA		4140 · Insuranc...	165.51		-20,645.26
Deposit	05/08/2026		Noridian		4140 · Insuranc...	5,142.00		-15,503.26
Deposit	05/08/2026		Paymac		4140 · Insuranc...	3,100.00		-12,403.26
Deposit	05/08/2026		UHC		4140 · Insuranc...	136.24		-12,267.02
Deposit	05/08/2026		UHC		4140 · Insuranc...	967.14		-11,299.88
Check	05/08/2026		Arizona Public Service		6010 · Utilities		673.03	-11,972.91
Check	05/08/2026		CENTURYLINK		6300 · Communi...		40.76	-12,013.67
Check	05/08/2026		CENTURYLINK		6300 · Communi...		31.71	-12,045.38
Check	05/08/2026		CENTURYLINK		6300 · Communi...		93.53	-12,138.91
Check	05/08/2026		CENTURYLINK		6300 · Communi...		219.04	-12,357.95
Check	05/08/2026		CENTURYLINK		6300 · Communi...		91.18	-12,449.13
Check	05/08/2026		CENTURYLINK		6300 · Communi...		81.86	-12,530.99
Check	05/08/2026		CENTURYLINK		6300 · Communi...		110.84	-12,641.83
Check	05/08/2026		CENTURYLINK		6300 · Communi...		95.12	-12,736.95
Check	05/08/2026		CENTURYLINK		6300 · Communi...		108.87	-12,845.82
Check	05/08/2026		CENTURYLINK		6300 · Communi...		36.40	-12,882.22
Check	05/08/2026		CENTURYLINK		6300 · Communi...		57.87	-12,940.09
Deposit	05/11/2026		36 Treas 310		4140 · Insuranc...	105.59		-12,834.50
Deposit	05/11/2026		CBIC		4140 · Insuranc...	164.49		-12,670.01
Deposit	05/11/2026		Centene		4140 · Insuranc...	3,240.42		-9,429.59
Deposit	05/11/2026		Credit Bureau		4140 · Insuranc...	1,515.16		-7,914.43
Deposit	05/11/2026		Devoted Health		4140 · Insuranc...	2,910.12		-5,004.31
Deposit	05/11/2026		First Due		4140 · Insuranc...	350.00		-4,654.31
Deposit	05/11/2026		HUMANA		4140 · Insuranc...	888.66		-3,765.65
Deposit	05/11/2026		HUMANA		4140 · Insuranc...	613.36		-3,152.29
Deposit	05/11/2026		Noridian		4140 · Insuranc...	3,296.84		144.55
Deposit	05/11/2026		UHC		4140 · Insuranc...	3,513.63		3,658.18
Deposit	05/11/2026		United Health		4140 · Insuranc...	2,121.79		5,779.97
Deposit	05/11/2026		WPS		4140 · Insuranc...	471.12		6,251.09
Deposit	05/11/2026		Mutual of Omaha		4140 · Insuranc...	143.58		6,394.67
Deposit	05/11/2026		Mutual of Omaha		4140 · Insuranc...	193.30		6,587.97
Deposit	05/12/2026		AARP		4140 · Insuranc...	301.14		6,889.11
Deposit	05/12/2026		AETNA		4140 · Insuranc...	631.15		7,520.26
Deposit	05/12/2026		Anthem Blue		4140 · Insuranc...	189.53		7,709.79
Deposit	05/12/2026		Anthem Blue		4140 · Insuranc...	191.80		7,901.59
Deposit	05/12/2026		BCBS		4140 · Insuranc...	1,524.88		9,426.47
Deposit	05/12/2026		Credit Bureau		4140 · Insuranc...	50.21		9,476.68
Deposit	05/12/2026		Devoted Health		4140 · Insuranc...	566.07		10,042.75
Deposit	05/12/2026		HUMANA		4140 · Insuranc...	574.38		10,617.13
Deposit	05/12/2026		WPS		4140 · Insuranc...	150.38		10,767.51
Deposit	05/12/2026		Mutual of Omaha		4140 · Insuranc...	342.78		11,110.29
Check	05/12/2026		Arizona Public Service		-SPLIT-		8,733.35	2,376.94
Check	05/12/2026	EFT	First Due		4140 · Insuranc...		482.84	1,894.10
Deposit	05/13/2026		36 Treas 310		4140 · Insuranc...	164.44		2,058.54
Deposit	05/13/2026		Anthem Blue		4140 · Insuranc...	143.86		2,202.40
Deposit	05/13/2026		BCBS		4140 · Insuranc...	162.97		2,365.37
Deposit	05/13/2026		BCBS		4140 · Insuranc...	522.07		2,887.44
Deposit	05/13/2026		BCBS		4140 · Insuranc...	1,767.32		4,654.76
Deposit	05/13/2026		Cigna		4140 · Insuranc...	1,887.36		6,542.12
Deposit	05/13/2026		Credit Bureau		4140 · Insuranc...	1,204.08		7,746.20
Deposit	05/13/2026		First Due		4140 · Insuranc...	300.00		8,046.20
Deposit	05/13/2026		UHC		4140 · Insuranc...	1,454.94		9,501.14
Deposit	05/13/2026		United Health		4140 · Insuranc...	3,198.45		12,699.59
Deposit	05/13/2026		Mutual of Omaha		4140 · Insuranc...	178.80		12,878.39
Deposit	05/13/2026		Mutual of Omaha		4140 · Insuranc...	168.63		13,047.02
Deposit	05/13/2026		Mutual of Omaha		4140 · Insuranc...	144.99		13,192.01

Sedona Fire District Transaction Detail by Account May 2026

Type	Date	Num	Name	Memo	Split	Debit	Credit	Balance
Deposit	05/13/2026		Mutual of Omaha		4140 · Insuranc...	167.49		13,359.50
Deposit	05/13/2026		Mutual of Omaha		4140 · Insuranc...	181.62		13,541.12
Check	05/13/2026		CENTURYLINK		6300 · Communi...		107.88	13,433.24
Check	05/13/2026		CENTURYLINK		6300 · Communi...		114.95	13,318.29
Deposit	05/13/2026			Deposit	-SPLIT-	2,000.31		15,318.60
Deposit	05/13/2026			Deposit	-SPLIT-	12,417.75		27,736.35
Deposit	05/14/2026		36 Treas 310		4140 · Insuranc...	8,797.03		36,533.38
Deposit	05/14/2026		BCBS		4140 · Insuranc...	542.42		37,075.80
Deposit	05/14/2026		BCBS		4140 · Insuranc...	2,062.55		39,138.35
Deposit	05/14/2026		Centene		4140 · Insuranc...	3,229.10		42,367.45
Deposit	05/14/2026		Credit Bureau		4140 · Insuranc...	2,990.66		45,358.11
Deposit	05/14/2026		First Due		4140 · Insuranc...	200.00		45,558.11
Deposit	05/14/2026		United Health		4140 · Insuranc...	533.77		46,091.88
Deposit	05/14/2026			Deposit	4160 · CPR Rev...	500.00		46,591.88
Check	05/15/2026		National Bank of Arizona		2003 · National ...		62,915.25	-16,323.37
General Journal	05/15/2026	2024-4...		BILL 05/15/26 Payables Funding	1000 · Bill.com ...		54,053.35	-70,376.72
Deposit	05/15/2026		36 Treas 310		4140 · Insuranc...	2,363.08		-68,013.64
Deposit	05/15/2026		AARP		4140 · Insuranc...	214.26		-67,799.38
Deposit	05/15/2026		AETNA		4140 · Insuranc...	1,896.59		-65,902.79
Deposit	05/15/2026		AETNA		4140 · Insuranc...	2,048.09		-63,854.70
Deposit	05/15/2026		AHCCCS		4140 · Insuranc...	3,991.13		-59,863.57
Deposit	05/15/2026		Anthem Blue		4140 · Insuranc...	116.37		-59,747.20
Deposit	05/15/2026		BCBS		4140 · Insuranc...	116.09		-59,631.11
Deposit	05/15/2026		BCBS		4140 · Insuranc...	357.74		-59,273.37
Deposit	05/15/2026		Credit Bureau		4140 · Insuranc...	175.00		-59,098.37
Deposit	05/15/2026		First Due		4140 · Insuranc...	350.00		-58,748.37
Deposit	05/15/2026		HUMANA		4140 · Insuranc...	607.82		-58,140.55
Deposit	05/15/2026		UHC		4140 · Insuranc...	209.32		-57,931.23
Deposit	05/15/2026		United Health		4140 · Insuranc...	453.96		-57,477.27
Deposit	05/15/2026		Mutual of Omaha		4140 · Insuranc...	129.59		-57,347.68
Check	05/15/2026		Arizona Water Company		6010 · Utilities		361.37	-57,709.05
Check	05/15/2026		Arizona Water Company		6010 · Utilities		37.34	-57,746.39
Check	05/15/2026	EFT	City of Sedona 005650-002	005650-002	6010 · Utilities		53.02	-57,799.41
Check	05/15/2026		Arizona Water Company		6010 · Utilities		41.09	-57,840.50
Deposit	05/18/2026		Centene		4140 · Insuranc...	186.76		-57,653.74
Deposit	05/18/2026		Credit Bureau		4140 · Insuranc...	195.75		-57,457.99
Deposit	05/18/2026		First Due		4140 · Insuranc...	1,905.58		-55,552.41
Deposit	05/18/2026		HUMANA		4140 · Insuranc...	803.90		-54,748.51
Deposit	05/18/2026		Noridian		4140 · Insuranc...	11,913.49		-42,835.02
Deposit	05/18/2026		United Health		4140 · Insuranc...	853.48		-41,981.54
Deposit	05/18/2026		United Health		4140 · Insuranc...	1,246.04		-40,735.50
Deposit	05/18/2026		Mutual of Omaha		4140 · Insuranc...	115.81		-40,619.69
Check	05/18/2026		Arizona Water Company		6010 · Utilities		37.34	-40,657.03
Check	05/18/2026		Arizona Water Company		6010 · Utilities		37.53	-40,694.56
Check	05/18/2026	EFT	UniSource Energy		6010 · Utilities		92.22	-40,786.78
Deposit	05/19/2026		Anthem Blue		4140 · Insuranc...	189.35		-40,597.43
Deposit	05/19/2026		Credit Bureau		4140 · Insuranc...	2,998.13		-37,599.30
Deposit	05/19/2026		Noridian		4140 · Insuranc...	6,162.82		-31,436.48
Deposit	05/19/2026		UHC		4140 · Insuranc...	115.27		-31,321.21
Deposit	05/19/2026		United Health		4140 · Insuranc...	2,539.26		-28,781.95
Check	05/19/2026	EFT	City of Sedona 005650-002	005650-002	6010 · Utilities		211.27	-28,993.22
Check	05/19/2026	EFT	City of Sedona 005650-000	005650-000	6010 · Utilities		46.50	-29,039.72
Check	05/19/2026	EFT	City of Sedona 005650-001	005650-001	6010 · Utilities		39.67	-29,079.39
Check	05/19/2026	EFT	City of Sedona 005650-003	005650-003	6010 · Utilities		80.91	-29,160.30
Check	05/19/2026	EFT	UniSource Energy		6010 · Utilities		144.69	-29,304.99
Check	05/19/2026	EFT	UniSource Energy		6010 · Utilities		45.57	-29,350.56

Sedona Fire District Transaction Detail by Account May 2026

Type	Date	Num	Name	Memo	Split	Debit	Credit	Balance
Check	05/19/2026	EFT	UniSource Energy		6010 · Utilities		42.24	-29,392.80
Check	05/19/2026	EFT	UniSource Energy		6010 · Utilities		46.16	-29,438.96
Check	05/20/2026	EFT	Enterprise FM Trust		-SPLIT-		2,417.35	-31,856.31
Deposit	05/20/2026		BCBS		4140 · Insuranc...	2,711.35		-29,144.96
Deposit	05/20/2026		Credit Bureau		4140 · Insuranc...	5,069.17		-24,075.79
Deposit	05/20/2026		Devoted Health		4140 · Insuranc...	368.84		-23,706.95
Deposit	05/20/2026		First Due		4140 · Insuranc...	2,670.14		-21,036.81
Deposit	05/20/2026		Market Place		4140 · Insuranc...	2,369.57		-18,667.24
Deposit	05/20/2026		Noridian		4140 · Insuranc...	456.18		-18,211.06
Deposit	05/20/2026		UHC		4140 · Insuranc...	459.52		-17,751.54
Deposit	05/20/2026		UHC		4140 · Insuranc...	3,044.58		-14,706.96
Deposit	05/20/2026		United Health		4140 · Insuranc...	5,012.33		-9,694.63
Deposit	05/20/2026		United Health		4140 · Insuranc...	1,523.92		-8,170.71
Deposit	05/21/2026		AARP		4140 · Insuranc...	687.49		-7,483.22
Deposit	05/21/2026		BCBS		4140 · Insuranc...	2,299.82		-5,183.40
Deposit	05/21/2026		BCBS		4140 · Insuranc...	9,879.64		4,696.24
Deposit	05/21/2026		Centene		4140 · Insuranc...	2,876.73		7,572.97
Deposit	05/21/2026		Credit Bureau		4140 · Insuranc...	5,409.24		12,982.21
Deposit	05/21/2026		Noridian		4140 · Insuranc...	9,819.16		22,801.37
Deposit	05/21/2026		OPTUM		4140 · Insuranc...	458.77		23,260.14
Deposit	05/21/2026		Oxford Health		4140 · Insuranc...	906.61		24,166.75
Deposit	05/21/2026		United Health		4140 · Insuranc...	1,859.14		26,025.89
Deposit	05/21/2026		WPS		4140 · Insuranc...	191.61		26,217.50
Deposit	05/21/2026			Deposit	-SPLIT-	1,005.62		27,223.12
Deposit	05/21/2026			Deposit	-SPLIT-	3,678.80		30,901.92
Bill Pmt -Check	05/22/2026	EFT	Wex Bank (new acct)	https://app01.us.bill.com/BillPay?id=b...	2000 · Accounts...		4,577.18	26,324.74
General Journal	05/22/2026	2024-4...		BILL 05/22/26 Payables Funding	1000 · Bill.com ...		377,173.75	-350,849.01
Check	05/22/2026		CENTURYLINK		6300 · Communi...		338.12	-351,187.13
Check	05/22/2026		Arizona Water Company		6010 · Utilities		37.53	-351,224.66
Check	05/22/2026		Arizona Water Company		6010 · Utilities		94.83	-351,319.49
Check	05/22/2026		Arizona Water Company		6010 · Utilities		45.08	-351,364.57
Check	05/22/2026		Arizona Water Company		6010 · Utilities		93.53	-351,458.10
Deposit	05/22/2026		36 Treas 310		4140 · Insuranc...	2,380.92		-349,077.18
Deposit	05/22/2026		Anthem Blue		4140 · Insuranc...	494.44		-348,582.74
Deposit	05/22/2026		BCBS		4140 · Insuranc...	2,589.97		-345,992.77
Deposit	05/22/2026		Credit Bureau		4140 · Insuranc...	4,328.82		-341,663.95
Deposit	05/22/2026		First Due		4140 · Insuranc...	600.00		-341,063.95
Deposit	05/22/2026		LA Care Health		4140 · Insuranc...	164.08		-340,899.87
Deposit	05/22/2026		Noridian		4140 · Insuranc...	1,073.58		-339,826.29
Deposit	05/22/2026		Paymac		4140 · Insuranc...	121.51		-339,704.78
Deposit	05/22/2026		UHC		4140 · Insuranc...	290.89		-339,413.89
Deposit	05/22/2026			Deposit	4140 · Insuranc...	100.00		-339,313.89
Check	05/26/2026		CENTURYLINK		6300 · Communi...		84.94	-339,398.83
Check	05/26/2026		Arizona Water Company		6010 · Utilities		37.53	-339,436.36
Check	05/26/2026		Arizona Water Company		6010 · Utilities		350.36	-339,786.72
Check	05/26/2026	EFT	BIG PARK SEWER		6010 · Utilities		24.17	-339,810.89
Check	05/26/2026	EFT	BIG PARK SEWER		6010 · Utilities		334.58	-340,145.47
Deposit	05/26/2026		BCBS		4140 · Insuranc...	1,833.38		-338,312.09
Deposit	05/26/2026		Centene		4140 · Insuranc...	147.78		-338,164.31
Deposit	05/26/2026		Cigna		4140 · Insuranc...	167.49		-337,996.82
Deposit	05/26/2026		Devoted Health		4140 · Insuranc...	778.31		-337,218.51
Deposit	05/26/2026		Devoted Health		4140 · Insuranc...	782.46		-336,436.05
Deposit	05/26/2026		First Due		4140 · Insuranc...	200.00		-336,236.05
Deposit	05/26/2026		Noridian		4140 · Insuranc...	1,049.72		-335,186.33
Deposit	05/26/2026		United Health		4140 · Insuranc...	281.87		-334,904.46
Deposit	05/26/2026		United Health		4140 · Insuranc...	3,312.22		-331,592.24

Sedona Fire District Transaction Detail by Account May 2026

Type	Date	Num	Name	Memo	Split	Debit	Credit	Balance
Deposit	05/26/2026		Mutual of Omaha		4140 · Insuranc...	132.27		-331,459.97
Deposit	05/26/2026		Mutual of Omaha		4140 · Insuranc...	146.68		-331,313.29
Deposit	05/26/2026		Mutual of Omaha		4140 · Insuranc...	251.57		-331,061.72
Deposit	05/26/2026		Mutual of Omaha		4140 · Insuranc...	146.01		-330,915.71
General Journal	05/27/2026	2024-4...		Returned as NSF	4170 · CRR Rev...		2,378.80	-333,294.51
Deposit	05/27/2026		Anthem Blue		4140 · Insuranc...	167.88		-333,126.63
Deposit	05/27/2026		Anthem Blue		4140 · Insuranc...	276.45		-332,850.18
Deposit	05/27/2026		Cigna		4140 · Insuranc...	116.09		-332,734.09
Deposit	05/27/2026		Cigna		4140 · Insuranc...	3,568.59		-329,165.50
Deposit	05/27/2026		Credit Bureau		4140 · Insuranc...	3,083.11		-326,082.39
Deposit	05/27/2026		HUMANA		4140 · Insuranc...	1,148.87		-324,933.52
Deposit	05/27/2026		HUMANA		4140 · Insuranc...	356.73		-324,576.79
Deposit	05/27/2026		HUMANA		4140 · Insuranc...	775.54		-323,801.25
Deposit	05/27/2026		Noridian		4140 · Insuranc...	4,282.73		-319,518.52
Deposit	05/27/2026		Mutual of Omaha		4140 · Insuranc...	129.30		-319,389.22
Deposit	05/27/2026		Mutual of Omaha		4140 · Insuranc...	141.21		-319,248.01
Deposit	05/27/2026		Mutual of Omaha		4140 · Insuranc...	116.09		-319,131.92
Deposit	05/28/2026		AARP		4140 · Insuranc...	1,357.65		-317,774.27
Deposit	05/28/2026		AETNA		4140 · Insuranc...	1,423.08		-316,351.19
Deposit	05/28/2026		AETNA		4140 · Insuranc...	3,535.15		-312,816.04
Deposit	05/28/2026		BCBS		4140 · Insuranc...	2,103.56		-310,712.48
Deposit	05/28/2026		BCBS		4140 · Insuranc...	3,847.21		-306,865.27
Deposit	05/28/2026		Centene		4140 · Insuranc...	5,841.91		-301,023.36
Deposit	05/28/2026		Credit Bureau		4140 · Insuranc...	2,412.17		-298,611.19
Deposit	05/28/2026		Devoted Health		4140 · Insuranc...	378.02		-298,233.17
Deposit	05/28/2026		Devoted Health		4140 · Insuranc...	945.40		-297,287.77
Deposit	05/28/2026		First Due		4140 · Insuranc...	100.00		-297,187.77
Deposit	05/28/2026		Noridian		4140 · Insuranc...	7,999.59		-289,188.18
Deposit	05/28/2026		United Health		4140 · Insuranc...	1,685.53		-287,502.65
Deposit	05/28/2026		United Health		4140 · Insuranc...	4,628.81		-282,873.84
Deposit	05/28/2026		United Health		4140 · Insuranc...	1,687.12		-281,186.72
Deposit	05/28/2026			Deposit	7150 · Uniforms	5.00		-281,181.72
Deposit	05/28/2026			Deposit	4140 · Insuranc...	511.92		-280,669.80
Deposit	05/28/2026			Deposit	-SPLIT-	81,320.26		-199,349.54
General Journal	05/29/2026	2024-4...		BILL 05/29/26 Payables Funding	1000 · Bill.com ...		45,089.10	-244,438.64
Deposit	05/29/2026		36 Treas 310		4140 · Insuranc...	2,382.54		-242,056.10
Deposit	05/29/2026		BCBS		4140 · Insuranc...	422.28		-241,633.82
Deposit	05/29/2026		Credit Bureau		4140 · Insuranc...	4,597.91		-237,035.91
Deposit	05/29/2026		First Due		4140 · Insuranc...	350.00		-236,685.91
Deposit	05/29/2026		Noridian		4140 · Insuranc...	456.18		-236,229.73
Deposit	05/29/2026		Paymac		4140 · Insuranc...	1,827.25		-234,402.48
Total 1050 · Chase - Operating Account						621,417.84	855,820.32	-234,402.48

Sedona Fire District Transaction Detail by Account May 2026

Type	Date	Num	Name	Memo	Split	Debit	Credit	Balance
1060 - Chase - Payroll Account								
Check	05/01/2026	EFT	Nationwide		2022 - Retireme...		9,752.58	-9,752.58
Check	05/01/2026	EFT	Nationwide		2022 - Retireme...		9,331.57	-19,084.15
Check	05/01/2026	EFT	Nationwide		2022 - Retireme...		8,992.96	-28,077.11
Check	05/01/2026	EFT	Nationwide		2022 - Retireme...		7,991.02	-36,068.13
Check	05/01/2026	EDT	Nationwide		2022 - Retireme...		5,948.34	-42,016.47
Check	05/01/2026	EFT	Nationwide		2022 - Retireme...		5,906.90	-47,923.37
Check	05/01/2026	EDT	Nationwide		2022 - Retireme...		4,626.56	-52,549.93
Check	05/01/2026	EFT	Nationwide		2022 - Retireme...		3,750.46	-56,300.39
Bill	05/05/2026	05.05....	Sedona Fire District	Weekly Cash Flow	2000 - Accounts...	750,000.00		693,699.61
Check	05/08/2026		Retirement RCR		2022 - Retireme...		13,591.06	680,108.55
Check	05/08/2026		Nationwide		2022 - Retireme...		4,919.96	675,188.59
Check	05/08/2026		Nationwide		2022 - Retireme...		4,709.92	670,478.67
General Journal	05/15/2026	5/8/2026			5010 - Salaries ...		369,559.86	300,918.81
General Journal	05/15/2026	5/8/2026			5010 - Salaries ...		1,707.12	299,211.69
General Journal	05/15/2026	5/8/2026			5010 - Salaries ...		54.80	299,156.89
General Journal	05/15/2026	5/8/2026			5010 - Salaries ...		87,026.68	212,130.21
General Journal	05/15/2026	5/8/2026			5010 - Salaries ...		1,428.20	210,702.01
General Journal	05/15/2026	5/8/2026			5010 - Salaries ...		3,520.52	207,181.49
Check	05/15/2026		Nationwide		2022 - Retireme...		16,470.56	190,710.93
Check	05/15/2026		Nationwide		2022 - Retireme...		12,050.55	178,660.38
Check	05/15/2026		Nationwide		2022 - Retireme...		11,698.79	166,961.59
Check	05/15/2026		Nationwide		2022 - Retireme...		11,477.76	155,483.83
Check	05/15/2026		Nationwide		2022 - Retireme...		8,411.54	147,072.29
Check	05/15/2026		Nationwide		2022 - Retireme...		5,948.34	141,123.95
Check	05/15/2026		Nationwide		2022 - Retireme...		5,316.12	135,807.83
Check	05/15/2026		Healthequity, Inc.		2018 - HSA Ded...		5,294.45	130,513.38
Check	05/15/2026		Nationwide		2022 - Retireme...		4,535.44	125,977.94
Bill	05/19/2026	05.19....	Sedona Fire District	Weekly Cash Flow	2000 - Accounts...	750,000.00		875,977.94
Check	05/20/2026		Retirement RCR		2022 - Retireme...		14,505.66	861,472.28
Check	05/20/2026		Nationwide		2022 - Retireme...		7,335.40	854,136.88
Check	05/20/2026		Nationwide		2022 - Retireme...		7,021.07	847,115.81
General Journal	05/29/2026	5/22/2...			5010 - Salaries ...		271,600.10	575,515.71
General Journal	05/29/2026	5/22/2...			5010 - Salaries ...		49,288.84	526,226.87
General Journal	05/29/2026	5/22/2...			5010 - Salaries ...		1,520.69	524,706.18
Check	05/29/2026		Retirement RCR		2022 - Retireme...		14,226.88	510,479.30
Check	05/29/2026		Nationwide		2022 - Retireme...		10,280.61	500,198.69
Check	05/29/2026		Nationwide		2022 - Retireme...		9,839.51	490,359.18
Check	05/29/2026		Nationwide		2022 - Retireme...		7,704.69	482,654.49
Check	05/29/2026		Nationwide		2022 - Retireme...		7,444.02	475,210.47
Check	05/29/2026		Nationwide		2022 - Retireme...		7,375.59	467,834.88
Check	05/29/2026		Nationwide		2022 - Retireme...		5,906.90	461,927.98
Check	05/29/2026		Healthequity, Inc.		2018 - HSA Ded...		4,802.53	457,125.45
Check	05/29/2026		Nationwide		2022 - Retireme...		4,658.94	452,466.51
Check	05/29/2026		Nationwide		2022 - Retireme...		3,964.07	448,502.44
Total 1060 - Chase - Payroll Account						1,500,000.00	1,051,497.56	448,502.44

11:27 PM

06/09/26

Accrual Basis

Sedona Fire District Transaction Detail by Account May 2026

Type	Date	Num	Name	Memo	Split	Debit	Credit	Balance
1070 - County General Fund								
Bill Pmt -Check	05/06/2026	70620...	Sedona Fire District	Weekly Cash Flow	2000 - Accounts...		750,000.00	-750,000.00
Bill Pmt -Check	05/19/2026	70620...	Sedona Fire District	Weekly Cash Flow	2000 - Accounts...		750,000.00	-1,500,000.00
General Journal	05/31/2026	2024-4...		to record prop tax for May 2026	-SPLIT-	568,351.54		-931,648.46
General Journal	05/31/2026	2024-4...		to record prop tax for May 2026	-SPLIT-	236,236.31		-695,412.15
Deposit	05/31/2026			Interest	4610 - Interest E...	17,428.29		-677,983.86
Total 1070 - County General Fund						822,016.14	1,500,000.00	-677,983.86
TOTAL						3,746,507.25	4,173,457.61	-426,950.36

Sedona Fire District

Fiscal Year
Begins: Jul-25

Twelve-Month Cash Flow

Sedona Fire District															
	Beginning	Jul-25	Aug-25	Sep-25	Oct-25	Nov-25	Dec-25	Jan-26	Feb-26	Mar-26	Apr-26	May-26	Jun-26	Monthly Average	Overview
Cash Summary															
Cash on Hand (beginning of month)	19,082,333	19,082,333	18,172,663	16,383,189	15,335,278	21,694,821	23,461,656	24,560,660	24,165,799	22,281,963	21,108,626	24,239,222	23,812,271	21,191,540	
Cash Available (on hand + receipts, before cash out)	19,082,333	19,940,964	18,346,405	17,462,711	24,232,687	25,276,607	28,329,213	27,988,113	25,629,716	25,105,581	28,255,917	25,719,589	24,483,886	24,230,949	
Cash Position (end of month)	19,082,333	18,172,663	16,383,189	15,335,278	21,694,821	23,461,656	24,560,660	24,165,799	22,281,963	21,108,626	24,239,222	23,812,271	22,688,428	21,492,048	
Cash Receipts															
Tax Levy Revenue		107,966	45,183	533,794	8,413,964	3,120,618	2,464,828	889,038	357,617	593,033	4,790,588	804,588	339,028	1,871,687	
Non-Tax Levy Revenue		750,666	128,559	545,728	483,445	461,169	2,402,729	2,538,414	1,106,300	2,230,585	2,356,702	675,780	332,587	1,167,722	
Line of Credit		0	0	0	0	0	0	0	0	0	0	0	0	0	
Total Cash Receipts		858,631	173,742	1,079,523	8,897,409	3,581,787	4,867,557	3,427,453	1,463,917	2,823,618	7,147,291	1,480,368	671,615	3,039,409	
Cash Paid Out															
Disbursements		1,768,301	1,963,217	2,127,433	2,537,866	1,814,952	3,768,553	3,822,314	3,347,753	3,996,954	4,016,695	1,907,318	1,795,458	2,738,901	
Repayment of LOC		0	0	0	0	0	0	0	0	0	0	0	0	0	
Total Cash Paid Out		1,768,301	1,963,217	2,127,433	2,537,866	1,814,952	3,768,553	3,822,314	3,347,753	3,996,954	4,016,695	1,907,318	1,795,458	2,738,901	
		(Actual)	(Actual)	(Actual)	(Actual)	(Actual)	(Actual)	(Actual)	(Actual)	(Actual)	(Actual)	(Actual)	(Actual)	(Budget)	